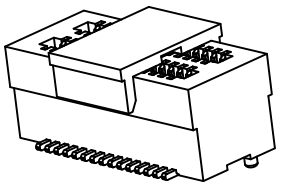
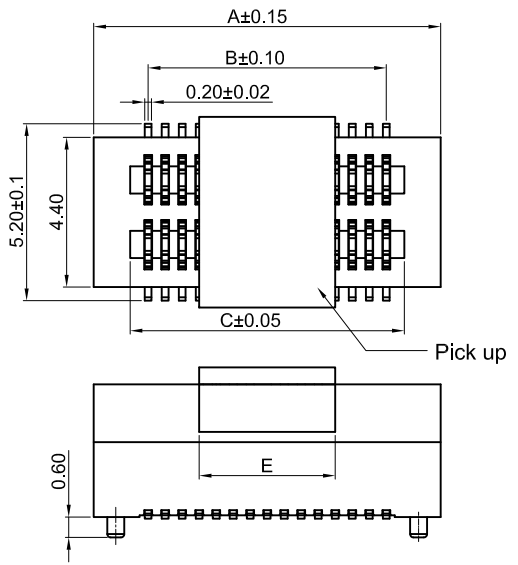


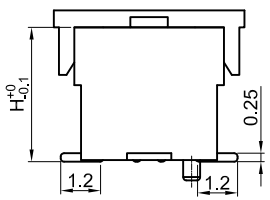
Dept
Qty
DC 1
ED 1
IE 1
ISO 1
PD 1
R&D 1
SD 1
QA 1
QC 1
QE 1

The information provided herein is from CONNELY Electronic Co., Ltd. and is confidential. Any disclosure to a party other than the recipient is prohibited. The intellectual properties and its rights contained herein, including but not limited to, trademarks, patents, copyrights, trade secrets, and technical know-how, are owned exclusively by CONNELY or its affiliates. Unauthorized use of this information in any format or manner. CONNELY may enforce its intellectual property rights at its own discretion; failures or delays to exercise such rights does not constitute a waiver of such rights.

REV.	DESCRIPTION	DRAWN	CHECKED	APPROVED
A	NEW RELEASE	JLZ 03/21/19'		



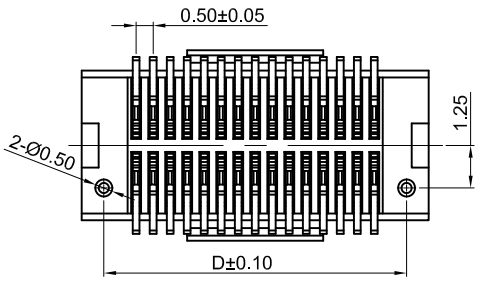
3D VIEW



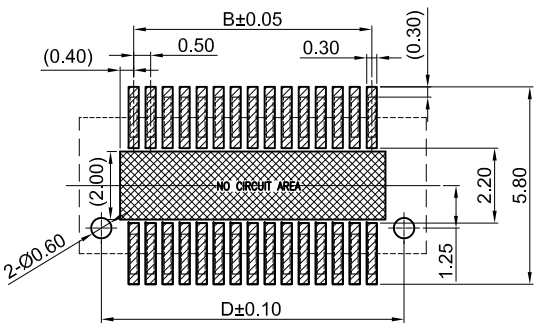
- Notes:
Specifications:
1. Contact Resistance: 80mΩ Max.
2. Insulation Resistance: 1000MΩ Min.
3. Dielectric Withstanding Voltage: 150V AC(rms) For 1 Minute.
4. Current Rating:0.5A/Pin.
5. Voltage Rating:60V AC rms.
6. Temperature: -40°C~+85°C.
- Materials:
1. Contact Material: Copper Alloy.
2. Contact Plating: Gold Plating Over Nickel.
3. Insulator Material: PA9T,Black,UL94-V0.
- Product Number Code:

DS1151-06 - X X X X X X X X

- Profile Height(Dim.H)
22:2.2mm 30:3.0mm
35:3.5mm 40:4.0mm
45:4.5mm
- Packing Type
R:Tape On Reel
- Pick up Support
S:W/ Pick up
- Housing Color
B:Black
- Contact Plating
8:Full Gold Flash
- Mounting Type
S:SMT Type
- Connector Type
S:Socket
- No.of Contacts
04~100



NO.of contacts	Dimensions					NO.of contacts	Dimensions				
	A.	B.	C.	D.	E.		A.	B.	C.	D.	E.
4	3.70	0.50	1.56	2.40		54	16.20	13.00	14.06	14.90	
6	4.20	1.00	2.06	2.90		56	16.70	13.50	14.56	15.40	
8	4.70	1.50	2.56	3.40		58	17.20	14.00	15.06	15.90	
10	5.20	2.00	3.06	3.90		60	17.70	14.50	15.56	16.40	
12	5.70	2.50	3.56	4.40		62	18.20	15.00	16.06	16.90	
14	6.20	3.00	4.06	4.90		64	18.70	15.50	16.56	17.40	
16	6.70	3.50	4.56	5.40		66	19.20	16.00	17.06	17.90	
18	7.20	4.00	5.06	5.90		68	19.70	16.50	17.56	18.40	
20	7.70	4.50	5.56	6.40	4.00	70	20.20	17.00	18.06	18.90	
22	8.20	5.00	6.06	6.90		72	20.70	17.50	18.56	19.40	
24	8.70	5.50	6.56	7.40		74	21.20	18.00	19.06	19.90	
26	9.20	6.00	7.06	7.90		76	21.70	18.50	19.56	20.40	
28	9.70	6.50	7.56	8.40		78	22.20	19.00	20.06	20.90	8.00
30	10.20	7.00	8.06	8.90		80	22.70	19.50	20.56	21.40	
32	10.70	7.50	8.56	9.40		82	23.20	20.00	21.06	21.90	
34	11.20	8.00	9.06	9.90		84	23.70	20.50	21.56	22.40	
36	11.70	8.50	9.56	10.40		86	24.20	21.00	22.06	22.90	
38	12.20	9.00	10.06	10.90		88	24.70	21.50	22.56	23.40	
40	12.70	9.50	10.56	11.40		90	25.20	22.00	23.06	23.90	
42	13.20	10.00	11.06	11.90		92	25.70	22.50	23.56	24.40	
44	13.70	10.50	11.56	12.40	8.00	94	26.20	23.00	24.06	24.90	
46	14.20	11.00	12.06	12.90		96	26.70	23.50	24.56	25.40	
48	14.70	11.50	12.56	13.40		98	27.20	24.00	25.06	25.90	
50	15.20	12.00	13.06	13.90		100	27.70	24.50	25.56	26.40	
52	15.70	12.50	13.56	14.40							



GENERAL TOLERANCE		ANGLE TOLERANCE	
X.	±0.60	X.	±5°
.X	±0.38	.X	±3°
.XX	±0.25	.XX	±2°

PROJECTION	TITLE	7	
	0.50mm Board to Board SMT Double Groove Female Type		
UNITS	mm		
SHEET SIZE	A4	SERIES	DS1151-06 SERIES

DRAWING TYPE	CUSTOMER		
SCALE	1:1	SHEET	1 OF 1
DRAWING NO.	C-DS1151-06-XXXXXXX-A		

晨翔电子有限公司
CONNELY CONNELY ELECTRONIC CO. LTD