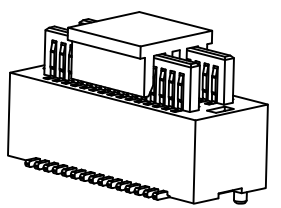
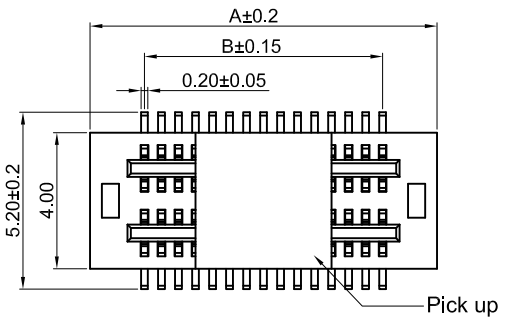


Dept  
Qty  
DC 1  
ED 1  
IE 1  
ISO 1  
PD 1  
R&D 1  
SD 1  
QA 1  
QC 1  
QE 1

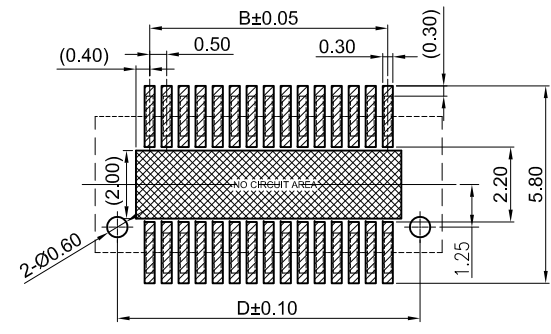
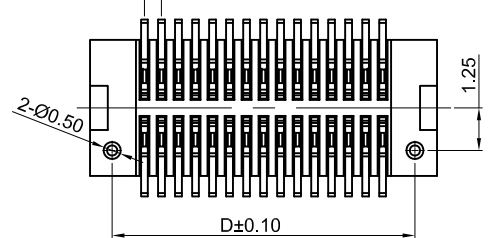
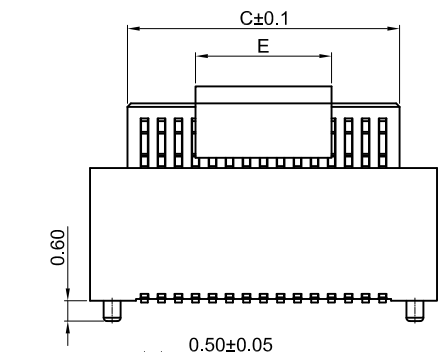
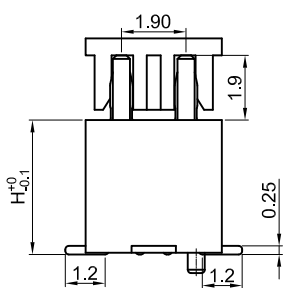
The information provided herein is from CONNELY Electronic Co., Ltd. and is confidential. Any disclosure to a party other than the recipient is prohibited. The intellectual properties and its rights contained herein, including but not limited to, trademarks, patents, copyrights, trade secrets, and technical know-how, are owned exclusively by CONNELY or its affiliates. Unauthorized use of this information in any format or manner. CONNELY may enforce its intellectual property rights at its own discretion; failures or delays to exercise such rights does not constitute a waiver of such rights.

1 2 3 4 5 6 7 8

REV.	DESCRIPTION	DRAWN	CHECKED	APPROVED
A	NEW RELEASE	JLZ 03/21/19'		



3D VIEW



Notes:

Specifications:

- Contact Resistance: 80mΩ Max.
- Insulation Resistance: 1000MΩ Min.
- Dielectric Withstanding Voltage: 150V AC(rms) For 1 Minute.
- Current Rating:0.5A/Pin.
- Voltage Rating:60V AC rms.
- Temperature: -40°C~+85°C.

Materials:

- Contact Material: Copper Alloy.
- Contact Plating: Gold Plating Over Nickel.
- Insulator Material: PA9T,Black,UL94-V0.

Product Number Code:

DS1151-05 - X X X X X X X X

- Profile Height(Dim.H)  
40:4.0mm
- Packing Type  
R:Tape On Reel
- Pick up Support  
S:W/ Pick up
- Housing Color  
B:Black
- Contact Plating  
8:Full Gold Flash
- Mounting Type  
S:SMT Type
- Connector Type  
P:Plug
- No.of Contacts  
04~100

NO.of contacts	Dimensions					NO.of contacts	Dimensions				
	A.	B.	C.	D.	E.		A.	B.	C.	D.	
4	3.70	0.50	1.50	2.40		54	16.20	13.00	14.00	14.90	
6	4.20	1.00	2.00	2.90		56	16.70	13.50	14.50	15.40	
8	4.70	1.50	2.50	3.40		58	17.20	14.00	15.00	15.90	
10	5.20	2.00	3.00	3.90		60	17.70	14.50	15.50	16.40	
12	5.70	2.50	3.50	4.40		62	18.20	15.00	16.00	16.90	
14	6.20	3.00	4.00	4.90		64	18.70	15.50	16.50	17.40	
16	6.70	3.50	4.50	5.40		66	19.20	16.00	17.00	17.90	
18	7.20	4.00	5.00	5.90		68	19.70	16.50	17.50	18.40	
20	7.70	4.50	5.50	6.40	4.00	70	20.20	17.00	18.00	18.90	
22	8.20	5.00	6.00	6.90		72	20.70	17.50	18.50	19.40	
24	8.70	5.50	6.50	7.40		74	21.20	18.00	19.00	19.90	
26	9.20	6.00	7.00	7.90		76	21.70	18.50	19.50	20.40	
28	9.70	6.50	7.50	8.40		78	22.20	19.00	20.00	20.90	
30	10.20	7.00	8.00	8.90		80	22.70	19.50	20.50	21.40	
32	10.70	7.50	8.50	9.40		82	23.20	20.00	21.00	21.90	
34	11.20	8.00	9.00	9.90		84	23.70	20.50	21.50	22.40	
36	11.70	8.50	9.50	10.40		86	24.20	21.00	22.00	22.90	
38	12.20	9.00	10.00	10.90		88	24.70	21.50	22.50	23.40	
40	12.70	9.50	10.50	11.40		90	25.20	22.00	23.00	23.90	
42	13.20	10.00	11.00	11.90	8.00	92	25.70	22.50	23.50	24.40	
44	13.70	10.50	11.50	12.40		94	26.20	23.00	24.00	24.90	
46	14.20	11.00	12.00	12.90		96	26.70	23.50	24.50	25.40	
48	14.70	11.50	12.50	13.40		98	27.20	24.00	25.00	25.90	
50	15.20	12.00	13.00	13.90		100	27.70	24.50	25.50	26.40	
52	15.70	12.50	13.50	14.40							

GENERAL TOLERANCE		ANGLE TOLERANCE	
X.	±0.60	X.	±5°
.X	±0.38	.X	±3°
.XX	±0.25	.XX	±2°
DRAWING TYPE		CUSTOMER	
SCALE	1:1	SHEET	1 OF 1
DRAWING NO.	C-DS1151-05-XXXXXXX-A		

PROJECTION		TITLE	0.50mm Board to Board SMT Double Groove Male Type
UNITS	mm	SERIES	DS1151-05 SERIES
SHEET SIZE	A4		

晨翔电子有限公司  
CONNFLY CONNELY ELECTRONIC CO. LTD

1 2 3 4 5 6 7 8