

The information provided herein is from CONNELY Electronic Co., Ltd. and is confidential. Any disclosure to a party other than the recipient is prohibited. The intellectual properties and its rights contained herein, including but not limited to, trademarks, patents, copyrights, trade secrets, and technical know-how, are owned exclusively by CONNELY or its affiliates. Unauthorized use of this information in any format or manner. CONNELY may enforce its intellectual property rights at its own discretion; failures or delays to exercise such rights does not constitute a waiver of such rights.

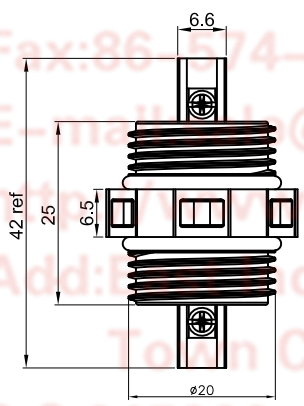

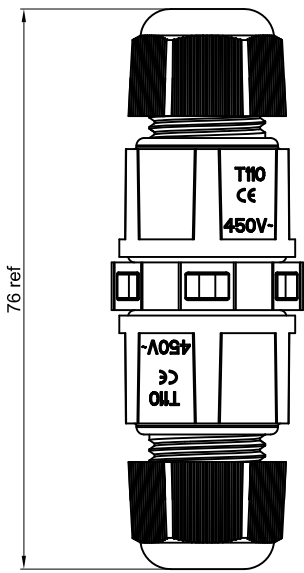
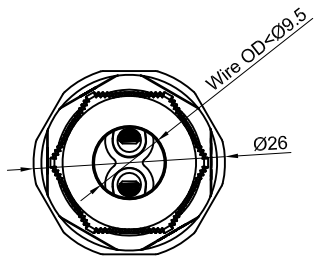
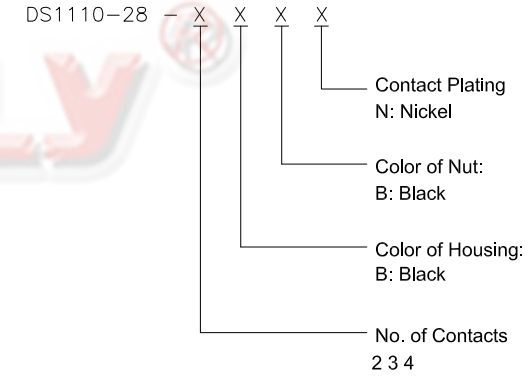
1 2 3 4 5 6 7 8

REV.	DESCRIPTION	DRAWN	CHECKED	APPROVED
A	NEW RELEASE	JLZ 06/07/17'	HZW 06/07/17'	LJC 06/07/17'
B	DRAWING UPDATE	JLZ 06/01/19'		

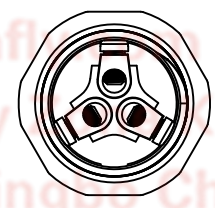
NOTES:

- SPECIFICATION
 - CURRENT RATING: 24A Max.
 - VOLTAGE RATING: 450V Max.
 - DIELECTRIC WITH STANDING VOLTAGE: 1000V(AC)
 - CONTACT RESISTANCE: 50mΩ Max.
 - INSULATION RESISTANCE: 1000MΩ(DC)Min

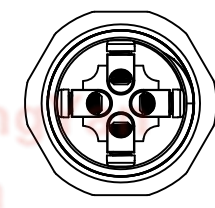
2.PRODUCT NUMBER CODE:



Interior Structure



3P



4P

GENERAL TOLERANCE		ANGLE TOLERANCE		PROJECTION		TITLE	Ø20 Water Proof Wire to Wire Series
X.	±0.60	X.	±5°	UNITS	mm	Screw Connector Type	
.X	±0.38	.X	±3°	SHEET SIZE	A4	SERIES	DS1110-28 SERIES
.XX	±0.25	.XX	±2°	晨翔电子有限公司 CONNFLY CONNELY ELECTRONIC CO. LTD			
DRAWING TYPE		CUSTOMER					
SCALE	1:1	SHEET	1 OF 1				
DRAWING NO.		C-DS1110-28-XXXX-B					

1 2 3 4 5 6 7 8