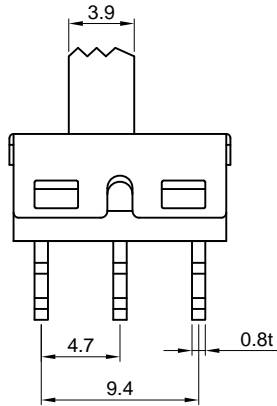
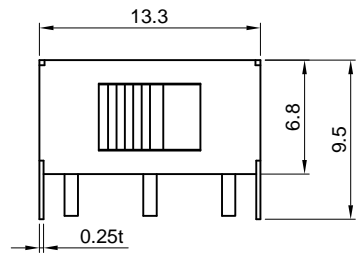
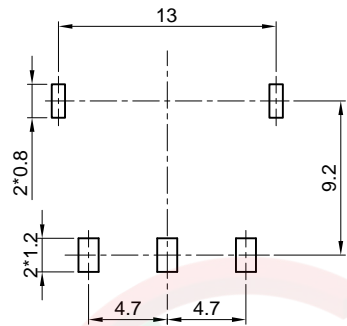


Dept	Qty
DC	1
ED	1
IE	1
ISO	1
PD	1
R&D	1
SD	1
QA	1
QC	1
QE	1

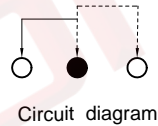
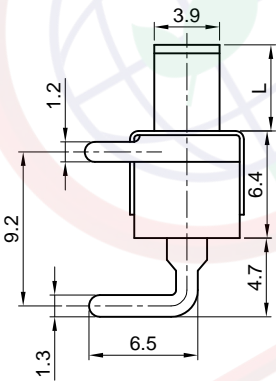
The information provided herein is from CONNELY Electronic Co., Ltd. and is confidential. Any disclosure to a party other than the recipient is prohibited. The intellectual properties and its rights contained herein, including but not limited to, trademarks, patents, copyrights, trade secrets, and technical know-how, are owned exclusively by CONNELY or its affiliates. Unauthorized use or reproduction of any part of this document is strictly prohibited. CONNELY may enforce its intellectual property rights at its own discretion, failures or delays to exercise such rights does not constitute a waiver of such rights.



(Series Image-Reference Only)



Recommend PCB layout
Tolerance:±0.05



REV.	DESCRIPTION	DRAWN	CHECKED	APPROVED
A	NEW RELEASE	JLZ 09/27/18'		

NOTES:

1. Specifications

- Contact Rating: AC 125V 6A
- Insulation Resistance:1000MΩ min.
- Contact Resistance:100mΩ max.
- Dielectric Withstanding Voltage: 1500V AC(rms) for 1 minute.
- Operating Life:30,000 cycles
- Operating force:300±100gf
- Travel:2.6mm
- Operation Temperature Range: -25°C to +80°C
- Wave Soldering: Recommended Solder Temperature At 392°f(200°C)max. 5 Seconds
- Hand Soldering: Use Soldering Iron Of 30 Watts,Controlled At 660°f(350°C)Approximately 3 Seconds.

2. Product number code:

DS1041-18 - X X X X X X X

- Operating Life
03: 30,000 cycles
- Operating force
300: 300±100gf
- Packing type
A: polybag
- Actuator color
B: Black
- Housing color
B: Black
- Actuator Height(Dim L)
070: 7.0mm
- No. of contacts
3: 3 pos

GENERAL TOLERANCE		ANGLE TOLERANCE		PROJECTION		TITLE	
X.	±0.60	X.	±5°	UNITS	mm	13.2*6.8mm Slide Switch R/A 3 Positions Type	
.X	±0.38	.X	±3°	SHEET SIZE	A4	SERIES	DS1041-18 SERIES
.XX	±0.25	.XX	±2°	晨翔电子有限公司 CONNFLY CONNELY ELECTRONIC CO. LTD			
DRAWING TYPE		CUSTOMER					
SCALE	1:1	SHEET	1 OF 1				
DRAWING NO.		C-DS1041-18-XXXXXXXXX-A					