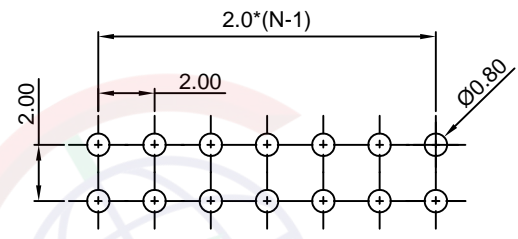
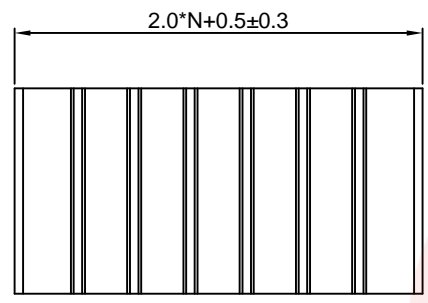


Dept	
Qty	
DC	1
ED	1
IE	1
ISO	1
PD	1
R&D	1
SD	1
QA	1
QC	1
QE	1

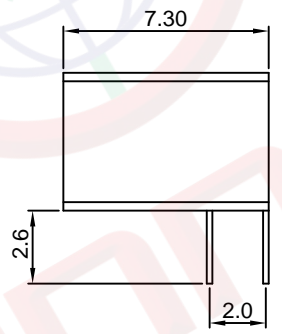
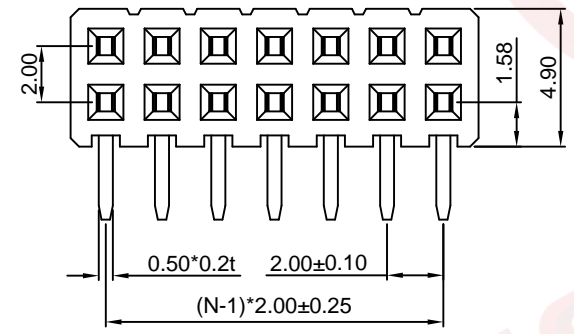
REV.	DESCRIPTION	DRAWN	CHECKED	APPROVED
A	NEW RELEASE	LJH 06/22/05'		LJC 06/22/05'
B	DRAWING UPDATE	JLZ 04/17/20'		

The information provided herein is from CONNELY Electronic Co., Ltd. and is confidential. Any disclosure to a party other than the recipient is prohibited. The intellectual properties and its rights contained herein, including but not limited to, trademarks, patents, copyrights, trade secrets, and technical know-how, are owned exclusively by CONNELY or its affiliates. Unauthorized use or reproduction of any part of this document is strictly prohibited. CONNELY may enforce its intellectual property rights at its own discretion, failures or delays to exercise such rights does not constitute a waiver of such rights.



Recommend PCB Layout  
(Tolerance=±0.05)

N=Number of contacts/2



Notes:

Specifications:

- Contact Resistance: 20mΩ Max.
- Insulation Resistance: 1000MΩ Min.
- Dielectric Withstanding Voltage: 500V AC(rms) For 1 Minute.
- Current Rating: 1.5A.
- Temperature: -40°C~+105°C.


Materials:

- Contact Material: Copper Alloy.
- Contact Plating: Gold Plating Over Nickel.
- Insulator Material: High temp,Black,UL94-V0.

Product Number Code:

DS1026-13 - X X X X X

- Contacts type  
R:R/A type
- Housing color  
B:Black
- Contact plating  
8: Full gold flash
- Connector type  
S:Socket
- No.of contacts  
2x2~2x40



(Series Image-Reference Only)

GENERAL TOLERANCE		ANGLE TOLERANCE		PROJECTION		TITLE	2.00mm Female Header Side Entry Right Angle Type	
X.	±0.60	X.	±5°	UNITS	mm			
.X	±0.38	.X	±3°	SHEET SIZE	A4	SERIES	DS1026-13 SERIES	
.XX	±0.25	.XX	±2°					
DRAWING TYPE		CUSTOMER			<b>晨翔电子有限公司</b> <b>CONNFLY ELECTRONIC CO. LTD</b>			
SCALE		1:1	SHEET	1 OF 1				
DRAWING NO.		C-DS1026-13-XXXXX-B						