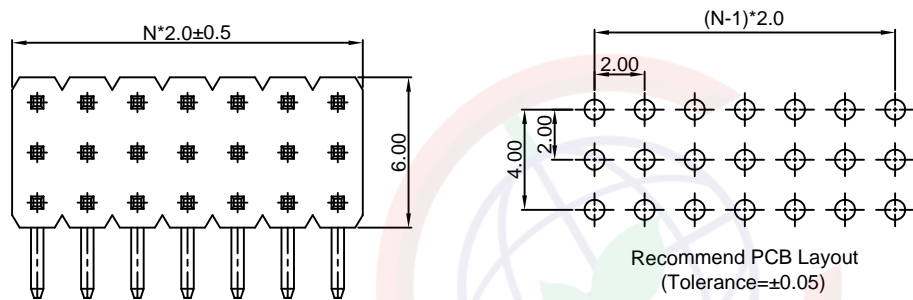



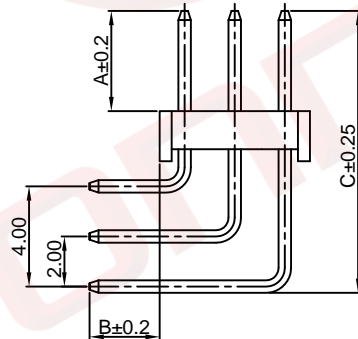
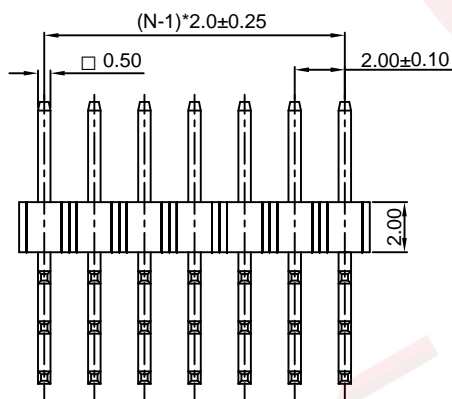
The information provided herein is from CONNELY Electronic Co., Ltd. and is confidential. Any disclosure to a party other than the recipient is prohibited. The intellectual properties and its rights contained herein, including but not limited to, trademarks, patents, copyrights, trade secrets, and technical know-how, are owned exclusively by CONNELY or its affiliates. Unauthorized use or reproduction of any part of this document for any purpose without the prior written permission of CONNELY may result in legal action. CONNELY may enforce its intellectual property rights at its own discretion, failures or delays to exercise such rights does not constitute a waiver of such rights.

Dept	Qty
DC	1
ED	1
IE	1
ISO	1
PD	1
R&D	1
SD	1
QA	1
QC	1
QF	1

N=No.of contacts/3



Recommend PCB Layout
(Tolerance=±0.05)



(Series Image-Reference Only)

REV.	DESCRIPTION	DRAWN	CHECKED	APPROVED
A	NEW RELEASE	JLZ 07/26/17'		LJC 07/26/17'
B	DRAWING UPDATE	JLZ 04/11/20'		

Notes:

Specifications:

- Contact Resistance: 20mΩ Max.
- Insulation Resistance: 1000MΩ Min.
- Dielectric Withstanding Voltage: 500V AC(rms) For 1 Minute.
- Current Rating:1.5A.
- Temperature: -40°C~+105°C.

Materials:

- Contact Material: Copper Alloy.
- Contact Plating: Gold Plating Over Nickel.
- Insulator Material: High temp,Black,UL94-V0.

Product Number Code:

DS1025-10 - X X X X X X - X

- Plating level (For gold only)
3A: Level 3A
B: Level B
- Dim.A B C type
A4.0-B2.8-C11.3
or A*.-B*.-C*.*
- Mounting type
R: R/A type
- Housing color
B: Black
- Contact plating
8: Full gold flash
6: Tin
- Connector type
P: Plug
- No.of contacts
3x3-3x40

GENERAL TOLERANCE		ANGLE TOLERANCE	
X.	±0.60	X.	±5°
.X	±0.38	.X	±3°
.XX	±0.25	.XX	±2°
DRAWING TYPE		CUSTOMER	
SCALE		1:1	SHEET 1 OF 1
DRAWING NO.		C-DS1025-10-XXXXXX-X-B	

PROJECTION		TITLE	2.0mm Pin Header
UNITS	mm		Triplex Row R/A Type
SHEET SIZE	A4	SERIES	DS1025-10 SERIES

晨翔电子有限公司
CONNFLY ELECTRONIC CO. LTD