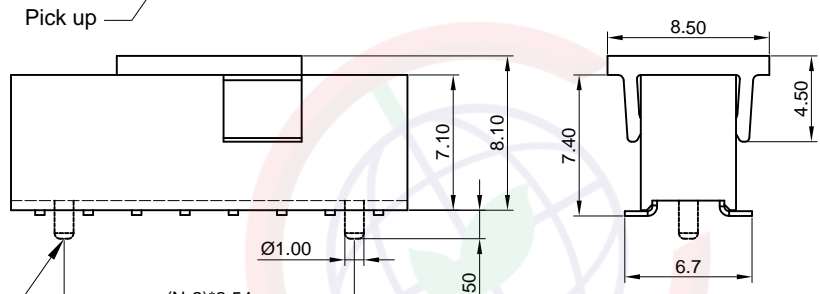
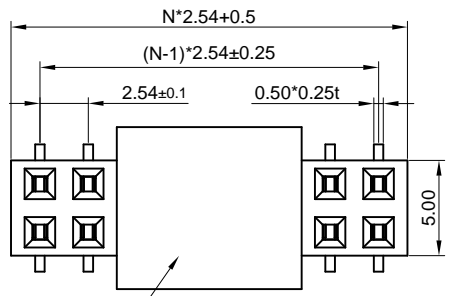


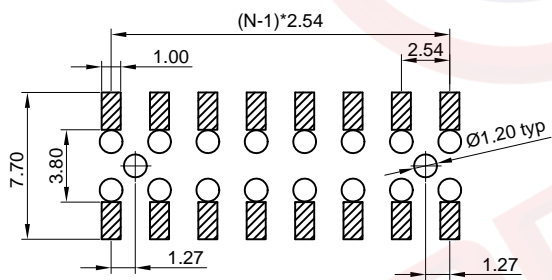
Dept	
Qty	
DC	1
ED	1
IE	1
ISO	1
PD	1
R&D	1
SD	1
QA	1
QC	1
QE	1

The information provided herein is from CONNELY Electronic Co., Ltd. and is confidential. Any disclosure to a party other than the recipient is prohibited. The intellectual properties and its rights contained herein, including but not limited to, trademarks, patents, copyrights, trade secrets, and technical know-how, are owned exclusively by CONNELY or its affiliates. Unauthorized use or reproduction of any part of this document is strictly prohibited. CONNELY may enforce its intellectual property rights at its own discretion, failures or delays in exercise of such rights, does not constitute a waiver of such rights.


REV.	DESCRIPTION	DRAWN	CHECKED	APPROVED
A	NEW RELEASE	YCH 01/24/08'		LJC 01/24/08'
D	DRAWING UPDATE	JLZ 12/29/18'		



Post  
(For N ≥ 3)  
N=Number of contacts/2



Recommend PCB layout  
(Tolerance:±0.05)



(Series Image-Reference Only)

Notes:

Specifications:

- Contact Resistance: 20mΩ Max.
- Insulation Resistance: 1000MΩ Min.
- Dielectric Withstanding Voltage: 600V AC(rms) For 1 Minute.
- Current Rating:3A.
- Temperature: -40°C~+105°C.

Materials:

- Contact Material: Copper Alloy.
- Contact Plating: Gold Plating Over Nickel.
- Insulator Materials: High Temp,Black,UL94-V0.

Product Number Code:

DS1023-11 - X X X X X X

- Post support  
S:W/ Post  
X:W/O Post
- Packing type  
R:Tape on reel  
B:Tube
- Pick up support  
S: W/ Pick up  
X: W/O Pick up
- Contact plating  
8: Full glod flash
- Housing color  
B: Black
- No.of contacts  
2x2 - 2x40

GENERAL TOLERANCE		ANGLE TOLERANCE		PROJECTION		TITLE	FEMALE HEADER PITCH
X.	±0.60	X.	±5°	UNITS	mm		2.54mm SMT TYPE H=7.1mm
.X	±0.38	.X	±3°	SHEET SIZE	A4	SERIES	DS1023-11 SERIES
.XX	±0.25	.XX	±2°	<b>晨翔电子有限公司</b> <b>CONNFLY CONNELY ELECTRONIC CO. LTD</b>			
DRAWING TYPE		CUSTOMER					
SCALE		1:1					
DRAWING NO.		C-DS1023-11-XXXXXX-D					