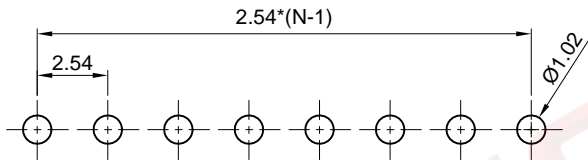
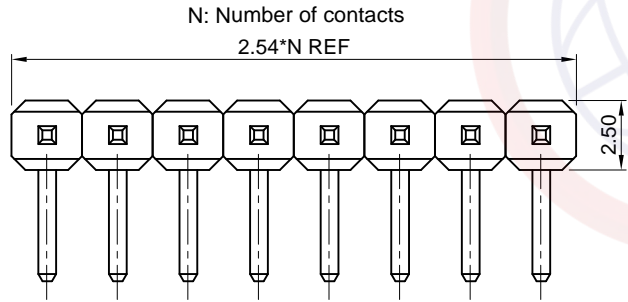
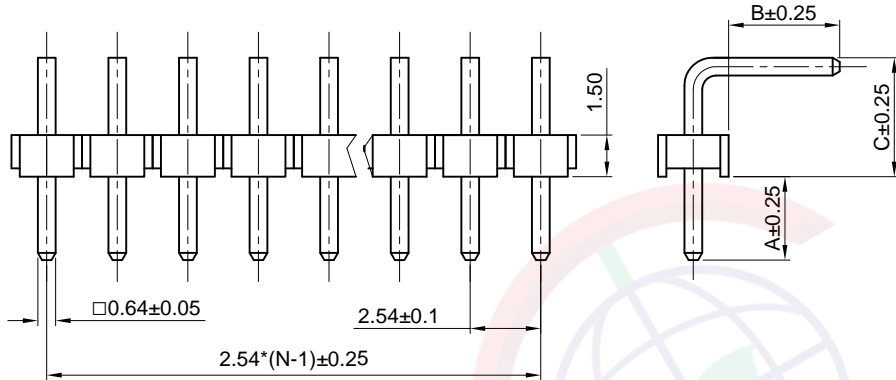


The information provided herein is from CONNELY Electronic Co., Ltd. and is confidential. Any disclosure to a party other than the recipient is prohibited. The intellectual properties and its rights contained herein, including but not limited to, trademarks, patents, copyrights, trade secrets, and technical know-how, are owned exclusively by CONNELY or its affiliates. Unauthorized use or reproduction of any part of this document without the prior written permission of CONNELY may result in legal action. CONNELY may enforce its intellectual property rights at its own discretion, failures or delays to exercise such rights does not constitute a waiver of such rights.

# U TYPE



Recommend PCB layout  
(Tolerance:±0.05)



(Series Image-Reference Only)

REV.	DESCRIPTION	DRAWN	CHECKED	APPROVED
A	NEW RELEASE	JLZ 09/15/15'	HZW 09/15/15'	LJC 09/15/15'
B	DRAWING UPDATE	JLZ 12/24/18'		

**NOTES:**

**Specifications:**

1. Contact resistance: 20mΩ Max.
2. Insulation resistance: 1000MΩ Min.
3. Dielectric withstanding voltage: 600V AC(Rms) for 1 minute.
4. Current rating:3A.
5. Voltage rating:250V AC Rms.
6. Temperature: -40°C~+105°C.

**Materials:**

1. Contact material: Copper alloy.
2. Contact plating: Gold plating over nickel.
3. Insulator material: PBT,Black,UL94-V0.

**Product number code:**

DS1022-21 - X U X X X - X

Plating level(For gold only)  
3A: Level 3A B: Level B  
N: Level N

Dim. A B C type  
A6.0-B3.0-C4.36  
or -A\*.\*-B\*.\*-C\*.\*

Contact plating  
F1: Full gold flash  
6: Full tin

Bend type  
U: U type

Mounting type  
R: R/A type

No.of contacts  
1x1 - 1x40

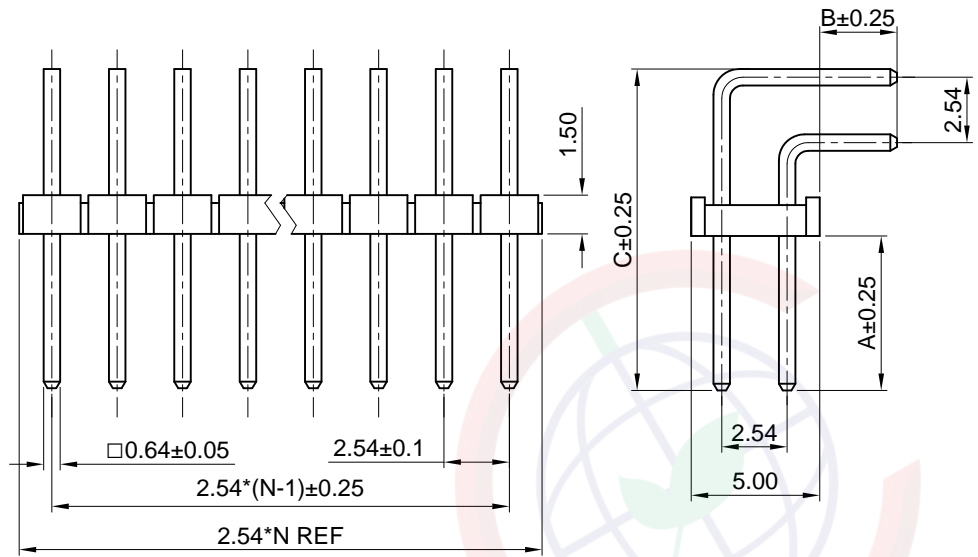
GENERAL TOLERANCE		ANGLE TOLERANCE		PROJECTION		TITLE	2.54mm PIN HEADER R/A TYPE
X.	±0.60	X.	±5°	UNITS	mm	SINGLE ROW U TYPE H=1.5mm	
.X	±0.38	.X	±3°	SHEET SIZE	A4	SERIES	DS1022-21 SERIES
.XX	±0.25	.XX	±2°	<b>晨翔电子有限公司</b> <b>CONNFLY CONNELY ELECTRONIC CO. LTD</b>			
DRAWING TYPE		CUSTOMER					
SCALE	1:1	SHEET	1 OF 3				
DRAWING NO.		C-DS1022-21-1xXXUXX-X-B					



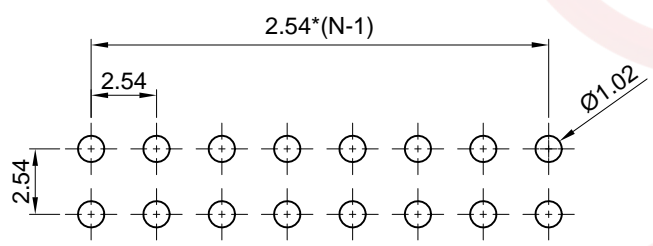
Dept	
Qty	
DC	1
ED	1
IE	1
ISO	1
PD	1
R&D	1
SD	1
QA	1
QC	1
QF	1

REV.	DESCRIPTION	DRAWN	CHECKED	APPROVED
A	NEW RELEASE	JLZ 09/15/15'	HZW 09/15/15'	LJC 09/15/15'
B	DRAWING UPDATE	JLZ 12/24/18'		

The information provided herein is from CONNELY Electronic Co., Ltd. and is confidential. Any disclosure to a party other than the recipient is prohibited. The intellectual properties and its rights contained herein, including but not limited to, trademarks, patents, copyrights, trade secrets, and technical know-how, are owned exclusively by CONNELY or its affiliates. Unauthorized use or reproduction of any part of this document, in any form or by any means, without the prior written permission of CONNELY, is strictly prohibited. CONNELY may enforce its intellectual property rights at its own discretion, failures or delays to exercise such rights does not constitute a waiver of such rights.



N: Number of contact/2



Recommend PCB layout  
(Tolerance:±0.05)



(Series Image-Reference Only)

NOTES:

Specifications:

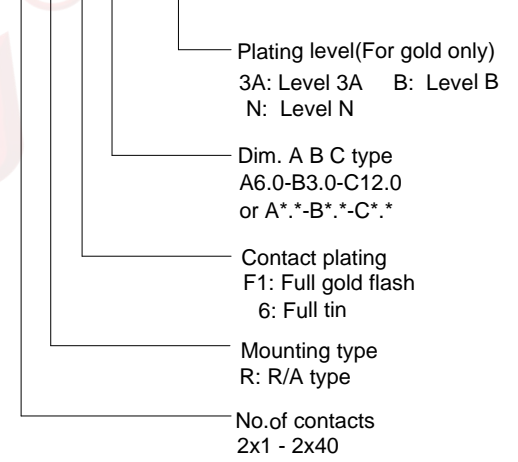
1. Contact resistance: 20mΩ Max.
2. Insulation resistance: 1000MΩ Min.
3. Dielectric withstanding voltage: 600V AC(Rms) for 1 minute.
4. Current rating:3A.
5. Voltage rating:250V AC Rms.
6. Temperature: -40°C~+105°C.

Materials:

1. Contact material: Copper alloy.
2. Contact plating: Gold plating over nickel.
3. Insulator material: PBT,Black,UL94-V0.

Product number code:

DS1022-21 - X X X X - X



GENERAL TOLERANCE		ANGLE TOLERANCE		PROJECTION		TITLE	2.54mm PIN HEADER R/A TYPE	
X.	±0.60	X.	±5°	UNITS	mm	DOUBLE ROW H=1.5mm		
.X	±0.38	.X	±3°	SHEET SIZE	A4	SERIES	DS1022-21 SERIES	
.XX	±0.25	.XX	±2°	<b>晨翔电子有限公司</b> <b>CONNFLY ELECTRONIC CO. LTD</b>				
DRAWING TYPE		CUSTOMER						
SCALE	1:1	SHEET	3 OF 3					
DRAWING NO.		C-DS1022-21-2xXXX-X-B						