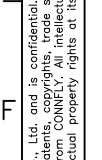
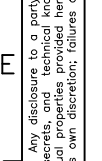
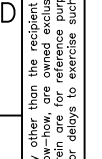
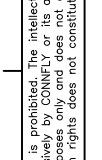



The information provided herein is from CONNELY Electronic Co., Ltd. and is confidential. Any disclosure to a party other than the recipient is prohibited. The intellectual properties and its rights contained herein, including but not limited to, trademarks, patents, copyrights, trade secrets, and technical know-how, are owned exclusively by CONNELY or its affiliates. Unauthorized use or reproduction of any part of this document is strictly prohibited. CONNELY may enforce its intellectual property rights at its own discretion, failures or delays to exercise such rights does not constitute a waiver of such rights.

Dept	Qty
DC	1
ED	1
IE	1
ISO	1
PD	1
R&D	1
SD	1
QA	1
QC	1
QE	1

N=No. of contacts
 N*3.96±0.5
 6.35



(Series Image-Reference Only)

GENERAL TOLERANCE	ANGLE TOLERANCE		PROJECTION		TITLE	PIN HEADER PITCH 3.96mm	
X. ±0.60	X. ±5°	UNITS	mm		V/T TYPE		
.X ±0.38	.X ±3°	SHEET SIZE	A4		SERIES	DS1021-05 SERIES	
.XX ±0.25	.XX ±2°						
DRAWING TYPE	CUSTOMER						
SCALE	1:1	SHEET	1 OF 1				
DRAWING NO.	C-DS1021-05-XXXX-X-C						

Table A:

Type	Dimension	
	A	B
1	11.43	4.44
2	12.70	4.44
3		
4		
5		

REV.	DESCRIPTION	DRAWN	CHECKED	APPROVED
A	NEW RELEASE	LJC 01/15/09'		LJC 01/15/09'
B	ADD PLATING LEVEL	JLZ 09/24/14'		LJC 09/24/14'
C	DRAWING UPDATE	JLZ 12/15/18'		

NOTES:

Specifications:

- Contact resistance: 20mΩ Max.
- Insulation resistance: 1000MΩ Min.
- Dielectric withstanding voltage: 1000V AC(RMS) for 1 minute.
- Current rating:5A.
- Voltage rating:250V AC RMS.
- Temperature: -40°C~+105°C.

MATERIALS:

- Contact material: Copper alloy.
- Contact plating: Gold plating over nickel.
- Insulator material: Thermoplastic,Black,UL94-V0.

Product number code:

