

The information provided herein is from CONNELY Electronic Co., Ltd. and is confidential. Any disclosure to a party other than the recipient is prohibited. The intellectual properties and its rights contained herein, including but not limited to, trademarks, patents, copyrights, trade secrets, and technical know-how, are owned exclusively by CONNELY or its affiliates. Unauthorized use or reproduction of any part of this document is strictly prohibited. CONNELY may enforce its intellectual property rights at its own discretion, failures or delays to exercise such rights does not constitute a waiver of such rights.

| REV. | DESCRIPTION       | DRAWN         | CHECKED | APPROVED      |
|------|-------------------|---------------|---------|---------------|
| A    | NEW RELEASE       | LJC 01/15/09' |         | LJC 01/15/09' |
| B    | ADD PLATING LEVEL | JLZ 09/24/14' |         | LJC 09/24/14' |
| C    | DRAWING UPDATE    | JLZ 12/15/18' |         |               |

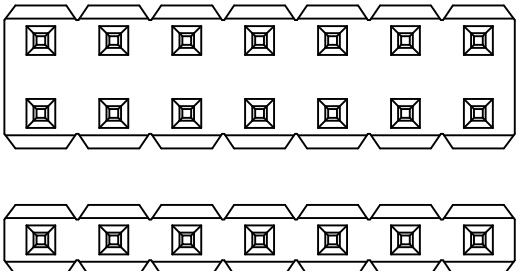


TABLE A:

| TYPE | Dimension |       |
|------|-----------|-------|
|      | A         | B     |
| 1    | 4.50      | 14.50 |

NOTES:

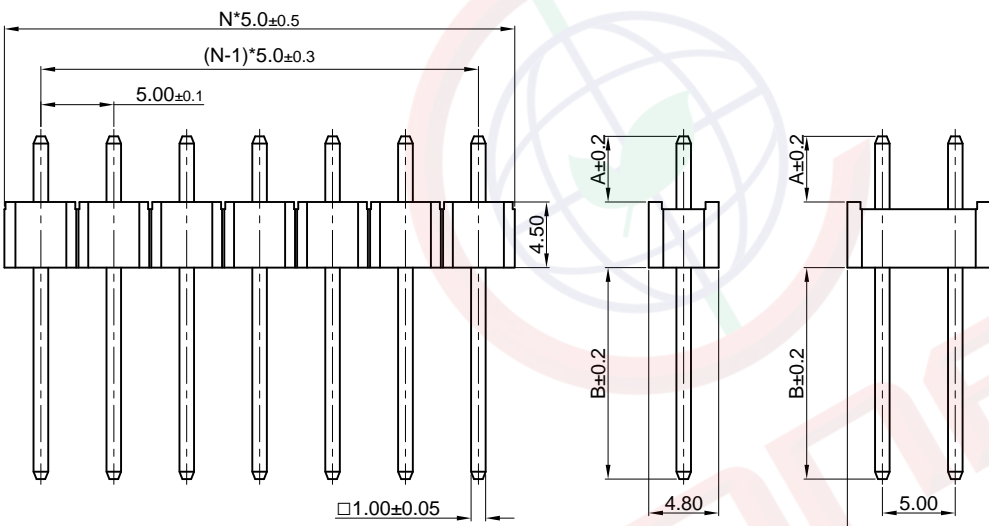
Specifications:

- Contact resistance: 20mΩ Max.
- Insulation resistance: 1000MΩ Min.
- Dielectric withstanding voltage: 1000V AC(RMS) for 1 minute.
- Current rating:5A.
- Temperature: -40°C~+105°C.

Materials:


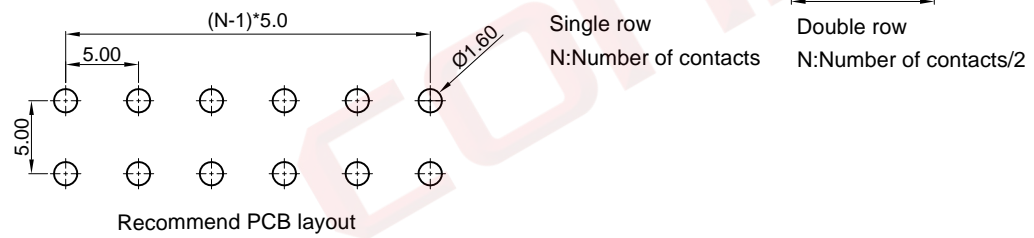
- Contact material: Copper alloy.
- Contact plating: Gold plating over nickel.
- Insulator material: PBT,Black,UL94-V0.

Product number code:



DS1021-02-X X X X - X

- Plating level(For gold only)  
3A: Level 3A  
B: Level B
- DIM A & B type  
1: Type 1  
or -A\*-\*-B\*.\*
- Contact plating  
8: Full gold flash  
6: Tin
- Mounting type  
V: V/T type
- No. of contacts  
2x2~2x36  
1x1~1x36



(Series Image-Reference Only)

| GENERAL TOLERANCE |       | ANGLE TOLERANCE |     |
|-------------------|-------|-----------------|-----|
| X.                | ±0.60 | X.              | ±5° |
| .X                | ±0.38 | .X              | ±3° |
| .XX               | ±0.25 | .XX             | ±2° |

| DRAWING TYPE | CUSTOMER             |       |        |
|--------------|----------------------|-------|--------|
| SCALE        | 1:1                  | SHEET | 1 OF 1 |
| DRAWING NO.  | C-DS1021-02-XXXX-X-C |       |        |

| PROJECTION | TITLE                            |
|------------|----------------------------------|
|            | PIN HEADER PITCH 5.00mm V/T TYPE |
| UNITS      | mm                               |
| SHEET SIZE | A4                               |
| SERIES     | DS1021-02 SERIES                 |

**晨翔电子有限公司**  
 CONNELY CONNELY ELECTRONIC CO. LTD