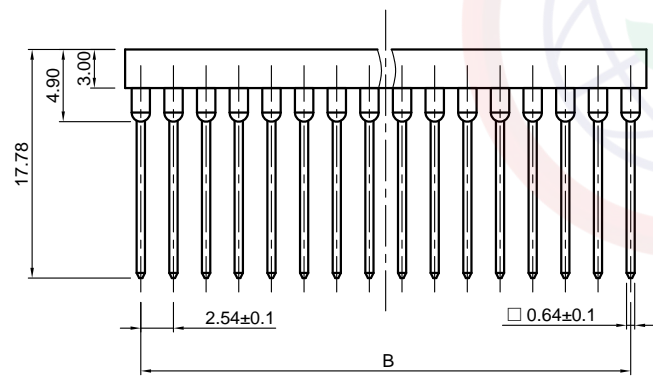
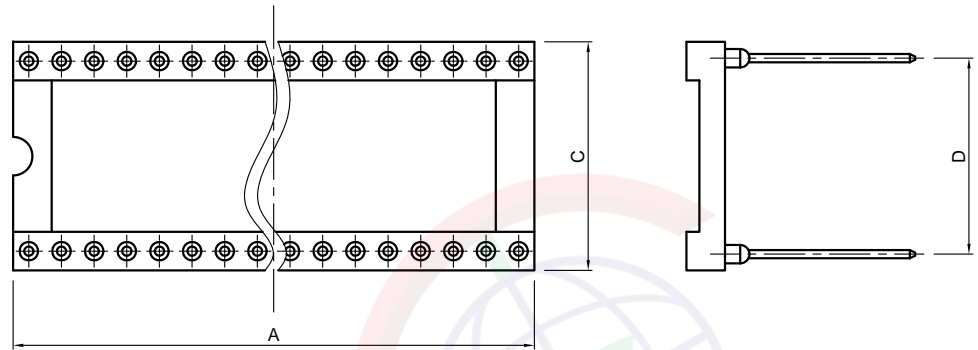


| | |
|------|---|
| Dept | |
| Qty | |
| DC | 1 |
| ED | 1 |
| IE | 1 |
| ISO | 1 |
| PD | 1 |
| R&D | 1 |
| SD | 1 |
| QA | 1 |
| QC | 1 |
| QE | 1 |

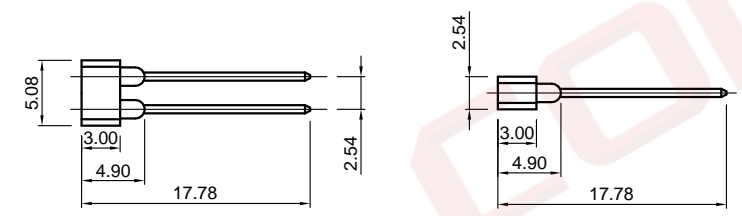
The information provided herein is from CONNELY Electronic Co., Ltd. and is confidential. Any disclosure to a party other than the recipient is prohibited. The intellectual properties and its rights contained herein, including but not limited to, trademarks, patents, copyrights, trade secrets, and technical know-how, are owned exclusively by CONNELY or its affiliates. Unauthorized use or reproduction of any part of this document is strictly prohibited. CONNELY may enforce its intellectual property rights at its own discretion, failures or delays to exercise such rights does not constitute a waiver of such rights.

| REV. | DESCRIPTION | DRAWN | CHECKED | APPROVED |
|------|----------------|---------------|---------------|---------------|
| A | NEW RELEASE | LL 09/26/06' | | LJC 09/26/06' |
| B | ADD P/N CODE | LL 11/29/06' | | LJC 11/29/06' |
| C | ADD P/N CODE | JLZ 06/26/15' | HZW 06/26/15' | LJC 06/26/15' |
| D | DRAWING UPDATE | JLZ 08/01/18' | | |



Dimension

| Position | A±0.5 | B±0.2 | C±0.3 | D±0.2 |
|----------|-------|-------|-------|-------|
| 06 | 7.62 | 5.08 | 10.16 | 7.62 |
| 08 | 10.16 | 7.62 | 10.16 | 7.62 |
| 14 | 17.78 | 15.24 | 10.16 | 7.62 |
| 16 | 20.32 | 17.78 | 10.16 | 7.62 |
| 18 | 22.86 | 20.34 | 10.16 | 7.62 |
| 20 | 25.40 | 22.86 | 10.16 | 7.62 |
| 24 | 30.48 | 27.94 | 10.16 | 7.62 |
| 28 | 35.56 | 33.02 | 10.16 | 7.62 |
| 24 | 30.48 | 27.94 | 17.78 | 15.24 |
| 28 | 35.56 | 33.02 | 17.78 | 15.24 |
| 32 | 40.64 | 38.10 | 17.78 | 15.24 |
| 40 | 50.80 | 48.26 | 17.78 | 15.24 |



Double row

Single row



(Series Image-Reference Only)

NOTES:

- Material
 - 1.1 Insulator: Polyester (UL 94V-0).
 - 1.2 Contact: Brass.
 - 1.3 Finish: Tin plated.
- Specification
 - 2.1 Current rating: 1.0A/pin max.
 - 2.2 Voltage rating: 60V AV/DC.
 - 2.3 Contact resistance: 20mΩ max.
 - 2.4 Insulation resistance: 1000MΩ min.
 - 2.5 Withstanding voltage: 500V AC/minute.
 - 2.6 Temperature range: -40°C to +105°C.
- Part number: DS1007
- Product number code:

DS1007 - X X X X X X X

- Central support
 - S: W/ Central support
 - X: W/O Central support
- Clip plating
 - F6: Gold flash
 - T1: Tin
- Housing material
 - S: PBT
- Width (DIM D)
 - N: 7.62mm (06-24P)
 - W: 15.24mm (24-40P)
 - X: 1x40&2x40 only
- Pin plating
 - T1: Tin
 - 8: Full gold flash
- Clip type
 - B: 4 Fingers
- No. of contacts
 - 06 08 14 16 18
 - 20 24 28 32 40

| | | | | | | | | | |
|-------------------|-------|--------------------|--------|--|----|------------|--|--------|---------------|
| GENERAL TOLERANCE | | ANGLE TOLERANCE | | PROJECTION | | TITLE | DIP IC SOCKET WIRE WRAP TYPE STANDARD 17.78mm LENGTH | | |
| X. | ±0.60 | X. | ±5° | UNITS | mm | SHEET SIZE | A4 | SERIES | DS1007 SERIES |
| .X | ±0.38 | .X | ±3° | 晨翔电子有限公司 CONNFLY CONNELY ELECTRONIC CO. LTD | | | | | |
| .XX | ±0.25 | .XX | ±2° | | | | | | |
| DRAWING TYPE | | CUSTOMER | | 晨翔电子有限公司 CONNFLY CONNELY ELECTRONIC CO. LTD | | | | | |
| SCALE | 1:1 | SHEET | 1 OF 1 | | | | | | |
| DRAWING NO. | | C-DS1007-XXXXXXX-D | | | | | | | |