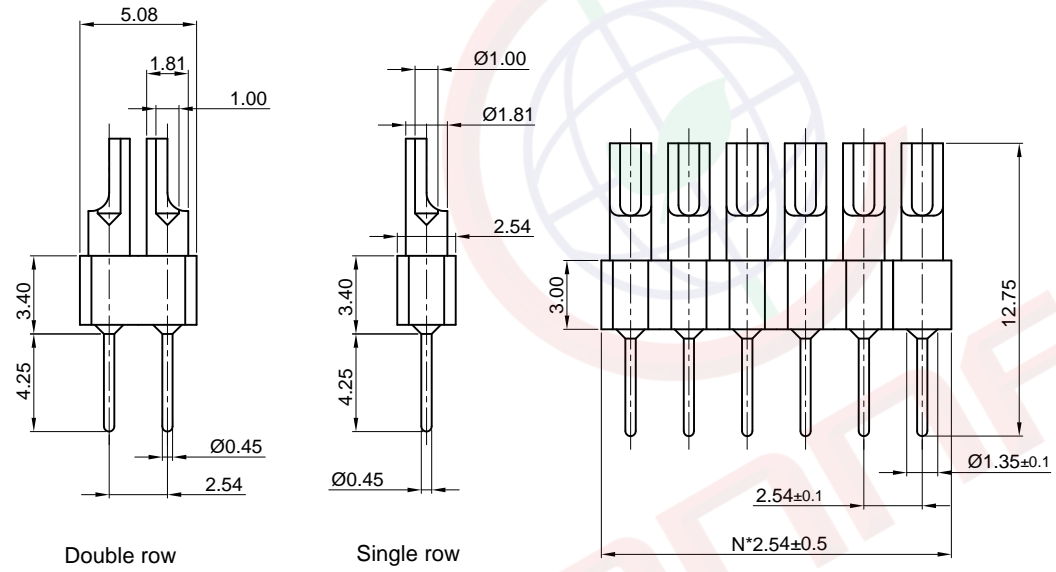


Dept	Qty
DC	1
ED	1
IE	1
ISO	1
PD	1
R&D	1
SD	1
QA	1
QC	1
QE	1

REV.	DESCRIPTION	DRAWN	CHECKED	APPROVED
A	NEW RELEASE	LL 06/29/06'	~	LJC 06/29/06'
B	DRAWING UPDATE	JLZ 07/23/18'	~	


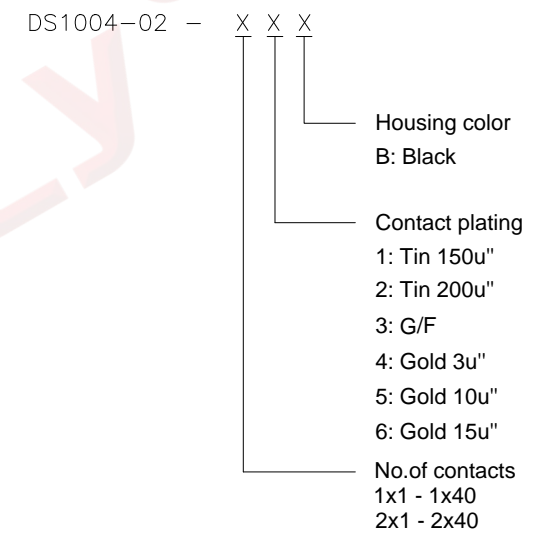
The information provided herein is from CONNELY Electronic Co., Ltd. and is confidential. Any disclosure to a party other than the recipient is prohibited. The intellectual properties and its rights contained herein, including but not limited to, trademarks, patents, copyrights, trade secrets, and technical know-how, are owned exclusively by CONNELY or its affiliates. Unauthorized use of this information for any purpose other than the intended use is strictly prohibited. CONNELY may enforce its intellectual property rights at its own discretion, failures or delays to exercise such rights does not constitute a waiver of such rights.

N=No.of contacts(Single row)  
N=No.of contacts/2(Double row)



NOTES:

- Electrical characteristics:
  - Contact resistance: 20mΩ Max.
  - Dielectric withstanding voltage: 500V AC(rms) for 1 minute.
  - Insulation resistance: 1000MΩ Min.
- Environment characteristics:
  - Temperature: -40°C~+105°C.
- Product number code:



(Series Image-Reference Only)

GENERAL TOLERANCE		ANGLE TOLERANCE		PROJECTION		TITLE	PCB HEADER STRIPS PITCH 2.54mm	
X.	±0.60	X.	±5°	UNITS	mm	SOLDER TYPE		
.X	±0.38	.X	±3°	SHEET SIZE	A4	SERIES	DS1004-02 SERIES	
.XX	±0.25	.XX	±2°	<b>晨翔电子有限公司</b> CONNELY ELECTRONIC CO. LTD				
DRAWING TYPE		CUSTOMER						
SCALE		1:1	SHEET 1 OF 1					
DRAWING NO.		C-DS1004-02-XXXXX-B						