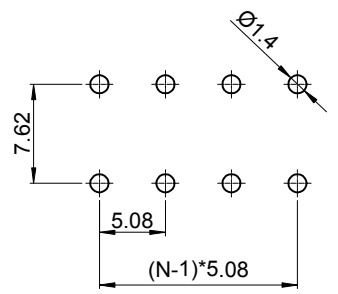


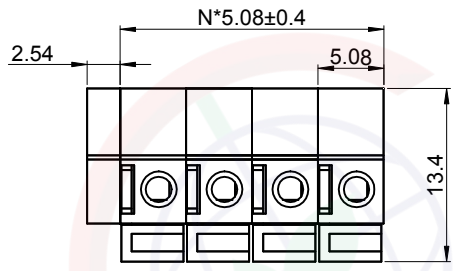
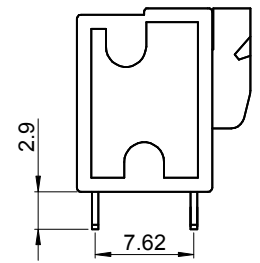
The information provided herein is from CONNELY Electronic Co., Ltd. and is confidential. Any disclosure to a party other than the recipient is prohibited. The intellectual properties and its rights contained herein, including but not limited to, trademarks, patents, copyrights, trade secrets, and technical know-how, are owned exclusively by CONNELY or its affiliates. Unauthorized use of this information in any format or manner. CONNELY may enforce its intellectual property rights at its own discretion; failures or delays to exercise such rights does not constitute a waiver of such rights.

1 2 3 4 5 6 7 8


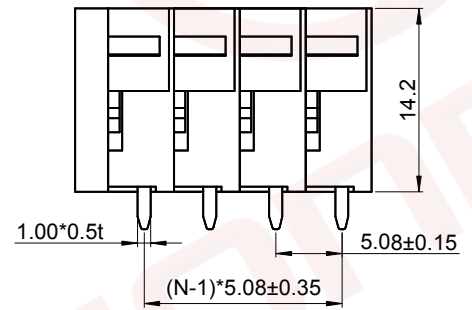
REV.	DESCRIPTION	DRAWN	CHECKED	APPROVED
A	NEW RELEASE	JLZ 05/30/22'		
B	DRAWING UPDATE	JLZ 10/31/23'		



Recommend PCB layout
(Tolerance:±0.05)



N=No.of contacts



(Series Image-Reference Only)

NOTES:
 Standard UL
 Rated voltage:300V
 Rated current:10A
 Wrth standing voltage:AC1600V/1 Min
 Wire range:22~14AWG
 Standard IEC
 Rated voltage:250V
 Rated current:15A
 Wire range:1.5mm²
 Temp.Range:-40°C~+105°C
 Steip Length:11mm
 Pitch:5.08mm
 Poles:1~24P
Materials:
 Contact: Copper Alloy,Tin plated.
 Insulator: Nylon.
 Product Number Code:

DS1159-05 - X X X
 Contact plating
 6: Tin
 Housing color
 G:Green
 No.of contacts
 1-24

GENERAL TOLERANCE		ANGLE TOLERANCE		PROJECTION		TITLE
X.	±0.60	X.	±5°	UNITS	mm	5.08mm Spring Type PCB Terminal Block
.X	±0.38	.X	±3°	SHEET SIZE	A4	SERIES DS1159-05 SERIES
.XX	±0.25	.XX	±2°			
DRAWING TYPE		CUSTOMER		晨翔电子有限公司 CONNFLY CONNFLY ELECTRONIC CO. LTD		
SCALE		1:1 SHEET 1 OF 1				
DRAWING NO.		C-DS1159-05-XXX-B				

1 2 3 4 5 6 7 8