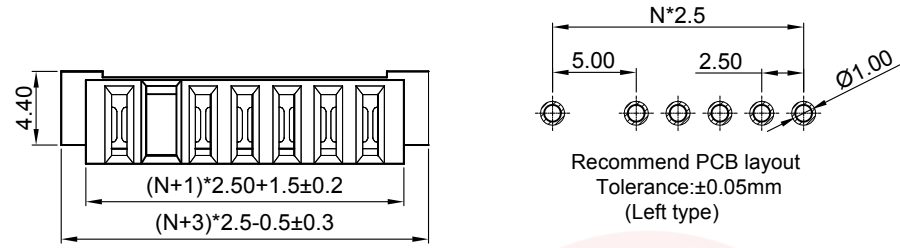
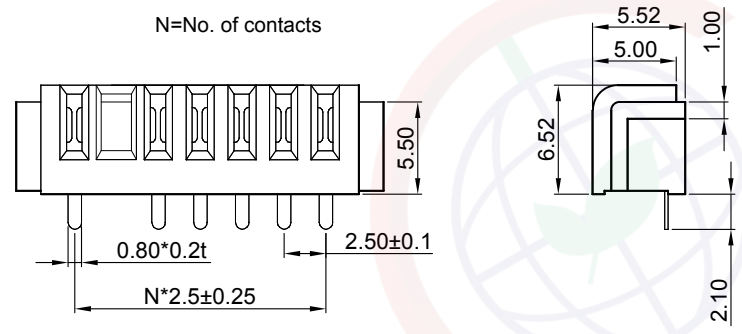


The information provided herein is from CONNELY Electronic Co., Ltd. and is confidential. Any disclosure to a party other than the recipient is prohibited. The intellectual properties and its rights contained herein, including but not limited to, trademarks, patents, copyrights, trade secrets, and technical know-how, are owned exclusively by CONNELY or its affiliates. Unauthorized use or reproduction of any part of this document is strictly prohibited. CONNELY may enforce its intellectual property rights at its own discretion, failures or delays to exercise such rights does not constitute a waiver of such rights.


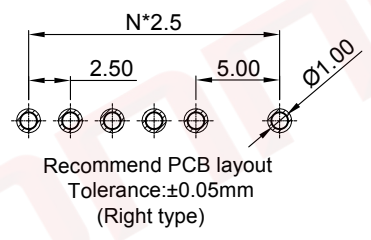
# Left type



N = No. of contacts



# Right type



(Series Image-Reference Only)

REV.	DESCRIPTION	DRAWN	CHECKED	APPROVED
A	NEW RELEASE	JLZ 12/05/22'		

Notes:

Specifications:

- Contact Resistance: 30mΩ Max.
- Insulation Resistance: 100MΩ Min.
- Dielectric Withstanding Voltage: 500V AC(rms) For 1 Minute.
- Current Rating: 7A @ 30V.
- Temperature: -40°C ~ +105°C.

Materials:

- Contact Material: Copper Alloy.
- Contact Plating: Gold Plating Over Nickel.
- Insulator Material: PA-9T, Black, UL94-V0.

Product Number Code:

DS1149-08 - X X X X X X

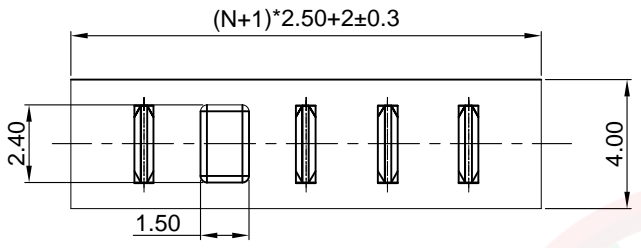
- Polarization type  
L: Left type  
R: Right type
- Packing type  
P: Polybag
- Contact plating  
8: Full gold flash
- Housing color  
B: Black
- Connector type  
S: Socket
- No. of contacts  
3~10: 3~10Pin

GENERAL TOLERANCE		ANGLE TOLERANCE		PROJECTION		TITLE	2.50mm Battery Holder W/ Polarization(3~10P)	
X.	$\pm 0.60$	X.	$\pm 5^\circ$	UNITS	mm	SERIES	DS1149-08 SERIES	
.X	$\pm 0.38$	.X	$\pm 3^\circ$	SHEET SIZE		A4		
.XX	$\pm 0.25$	.XX	$\pm 2^\circ$	<b>晨翔电子有限公司</b> <b>CONNFLY ELECTRONIC CO. LTD</b>				
DRAWING TYPE		CUSTOMER						
SCALE		1:1	SHEET 1 OF 3					
DRAWING NO.		C-DS1149-08-XXXXX-A						

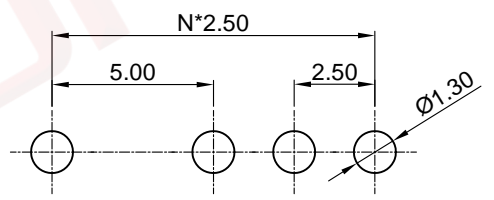
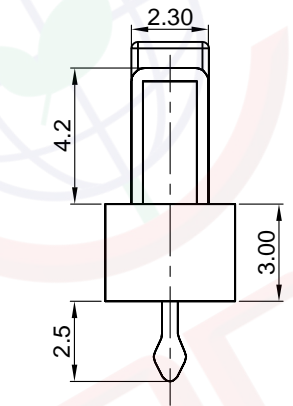
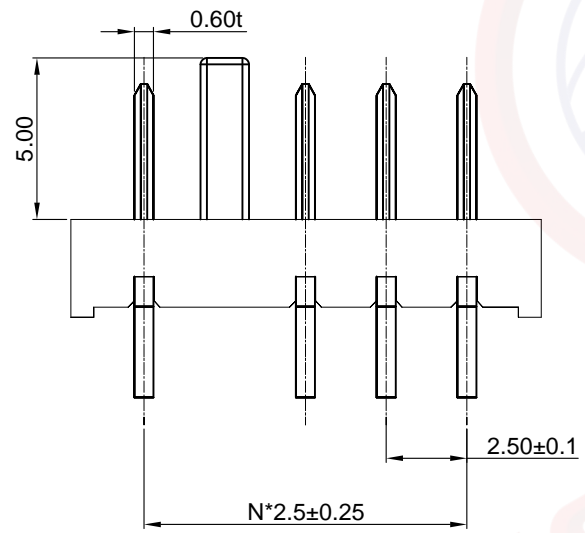
Dept	
Qty	
DC	1
ED	1
IE	1
ISO	1
PD	1
R&D	1
SD	1
QA	1
QC	1
QE	1

The information provided herein is from CONNELY Electronic Co., Ltd. and is confidential. Any disclosure to a party other than the recipient is prohibited. The intellectual properties and its rights contained herein, including but not limited to, trademarks, patents, copyrights, trade secrets, and technical know-how, are owned exclusively by CONNELY or its affiliates. Unauthorized use or reproduction of any part of this document is strictly prohibited. CONNELY may enforce its intellectual property rights at its own discretion, failures or delays to exercise such rights does not constitute a waiver of such rights.

REV.	DESCRIPTION	DRAWN	CHECKED	APPROVED
A	NEW RELEASE	JLZ 03/31/23'		



N=No. of contacts



Recommend PCB layout  
Tolerance:±0.05mm



(Series Image-Reference Only)

Notes:

Specifications:

1. Contact Resistance: 30mΩ Max.
2. Insulation Resistance: 100MΩ Min.
3. Dielectric Withstanding Voltage: 500V AC(rms) For 1 Minute.
4. Current Rating:7A @ 30V.
5. Temperature: -40°C~+105°C.

Materials:

1. Contact Material: Copper Alloy.
2. Contact Plating: Gold Plating Over Nickel.
3. Insulator Material: PA-9T,Black,UL94-V0.

Product Number Code:

DS1149-08 - X X X X X X

- Packing type  
P: Polybag
- Contact plating  
8: Full gold flash
- Housing color  
B: Black
- Mounting type  
V: V/T type
- Connector type  
P: Plug
- No. of contacts  
3~10: 3~10Pin

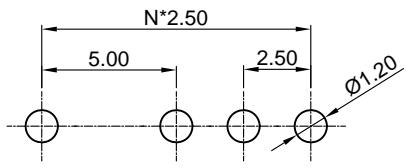
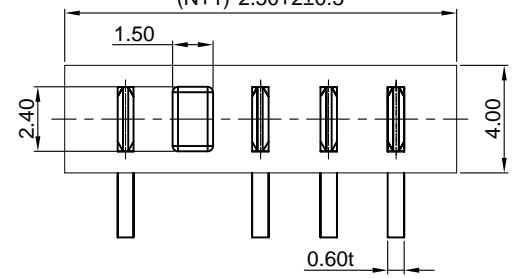
GENERAL TOLERANCE		ANGLE TOLERANCE		PROJECTION		TITLE	2.50mm Battery Holder	
X.	±0.60	X.	±5°	UNITS	mm	W/ Polarization(3~10P)		
.X	±0.38	.X	±3°	SHEET SIZE	A4	SERIES	DS1149-08 SERIES	
.XX	±0.25	.XX	±2°	<b>晨翔电子有限公司</b> <b>CONNFLY ELECTRONIC CO. LTD</b>				
DRAWING TYPE		CUSTOMER						
SCALE	1:1	SHEET	2 OF 3					
DRAWING NO.		C-DS1149-07-XXXXXX-A						

Dept	
Qty	
DC	1
ED	1
IE	1
ISO	1
PD	1
R&D	1
SD	1
QA	1
QC	1
QE	1

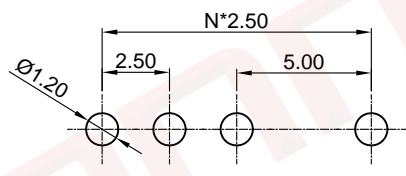
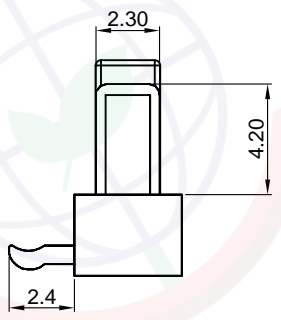
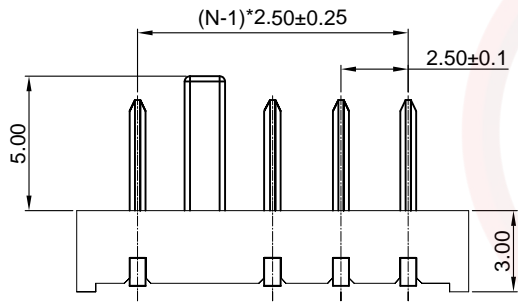
# Left type

N=No. of contacts

$(N+1)*2.50 \pm 0.3$



Recommend PCB layout  
Tolerance: ±0.05mm  
(Left type)



Recommend PCB layout  
Tolerance: ±0.05mm  
(Right type)

# Right type



(Series Image-Reference Only)

REV.	DESCRIPTION	DRAWN	CHECKED	APPROVED
A	NEW RELEASE	JLZ 03/31/23'		

Notes:

Specifications:

- Contact Resistance: 30mΩ Max.
- Insulation Resistance: 100MΩ Min.
- Dielectric Withstanding Voltage: 500V AC(rms) For 1 Minute.
- Current Rating: 7A @ 30V.
- Temperature: -40°C~+105°C.

Materials:

- Contact Material: Copper Alloy.
- Contact Plating: Gold Plating Over Nickel.
- Insulator Material: PA-9T, Black, UL94-V0.

Product Number Code:

DS1149-08 - X X X X X X X

- Polarization type
- L: Left type
- R: Right type
- Packing type
- P: Polybag
- Contact plating
- 8: Full gold flash
- Housing color
- B: Black
- Mounting type
- R: R/A type
- Connector type
- P: Plug
- No. of contacts
- 3~10: 3~10Pin

The information provided herein is from CONNELY Electronic Co., Ltd. and is confidential. Any disclosure to a party other than the recipient is prohibited. The intellectual properties and its rights contained herein, including but not limited to, trademarks, patents, copyrights, trade secrets, and technical know-how, are owned exclusively by CONNELY or its affiliates. Unauthorized use or reproduction of any part of this document without the prior written permission of CONNELY may result in legal action. CONNELY may enforce its intellectual property rights at its own discretion, failures or delays to exercise such rights does not constitute a waiver of such rights. Its use in any format or manner. CONNELY may enforce its intellectual property rights at its own discretion, failures or delays to exercise such rights does not constitute a waiver of such rights.

GENERAL TOLERANCE		ANGLE TOLERANCE		PROJECTION		TITLE	2.50mm Battery Holder
X.	±0.60	X.	±5°	UNITS	mm	W/ Polarization(3~10P)	
.X	±0.38	.X	±3°	SHEET SIZE	A4	SERIES	DS1149-08 SERIES
.XX	±0.25	.XX	±2°	<b>晨翔电子有限公司</b> <b>CONNFLY ELECTRONIC CO. LTD</b>			
DRAWING TYPE		CUSTOMER					
SCALE	1:1	SHEET	3 OF 3				
DRAWING NO.		C-DS1149-08-XXXXXX-A					