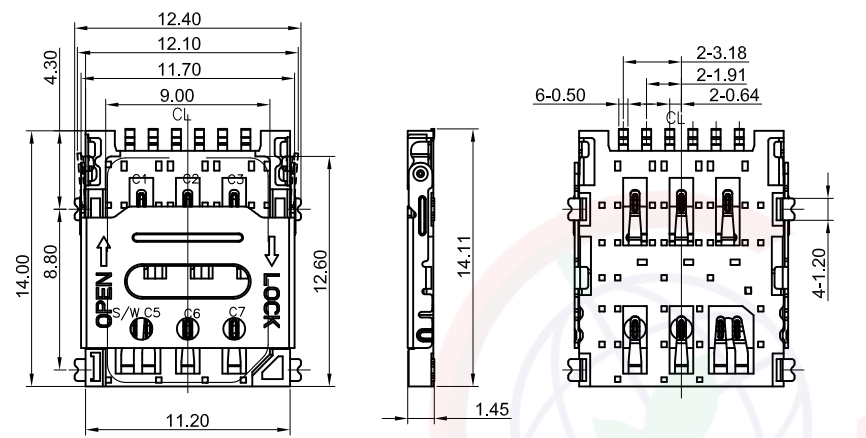


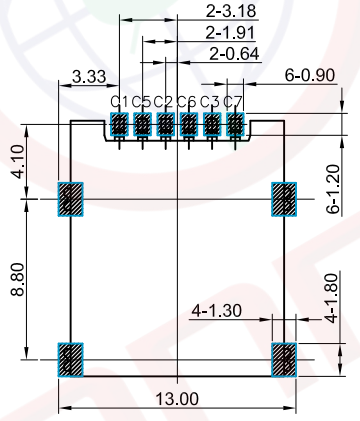
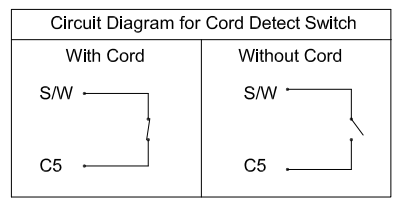
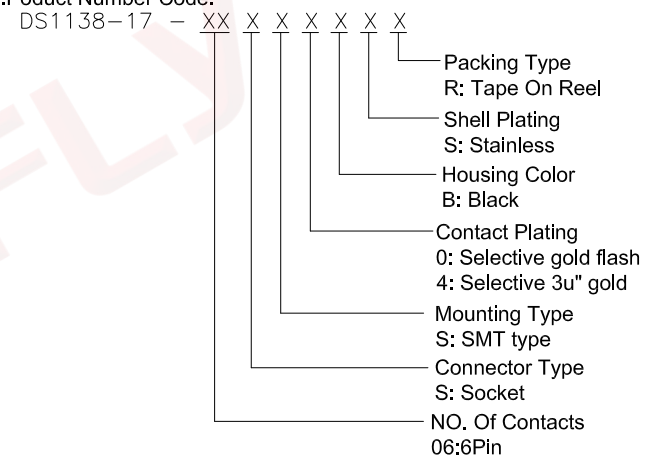
The information provided herein is from CONNELY Electronic Co., Ltd. and is confidential. Any disclosure to a party other than the recipient is prohibited. The intellectual properties and its rights contained herein, including but not limited to, trademarks, patents, copyrights, trade secrets, and technical know-how, are owned exclusively by CONNELY or its affiliates. Unauthorized use or reproduction of this document in any format or manner, without the prior written consent of CONNELY, may constitute a violation of applicable laws and regulations. CONNELY may enforce its intellectual property rights at its own discretion; failures or delays to exercise such rights does not constitute a waiver of such rights.

1 2 3 4 5 6 7 8

REV.	DESCRIPTION	DRAWN	CHECKED	APPROVED
A	NEW RELEASE	QHZ 12/06/18'		
B	DRAWING UPDATE	JLZ 08/30/24'		

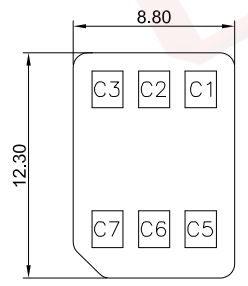


- Notes:
- Material:
 - Housing: High Temp., UL 94V-0 Color of Black.
 - Contacts: Copper Alloy.
 - Shell: Stainless Steel.
 - Finish:
 - Contact Area: Gold Over Nickel.
 - Solder Area: Gold Over Nickel.
 - Specifications:
 - Temperature Rated: -30°C TO +85°C
 - Contact Resistance: 100mΩ Max.
 - Insulation Resistance: 100MΩ Min.
 - Withstanding Voltage : 30V AC.
 - Current Rating: 0.5A.
 - Product Number Code:



RECOMMEND PCB LAYOUT
(TOLERANCE=±0.05)

PIN NO.	PIN NAME
C1	VCC
C2	RST
C3	CLK
C4	N/A
C5	GND
P6	VPP
P7	I/O
S/W	Switch Pin



SIM CARD DIMENSION
(TOLERANCE=±0.05)

GENERAL TOLERANCE		ANGLE TOLERANCE		PROJECTION	TITLE
X.	±0.60	X.	±5°		NANO SIM CARD 6P SMT
.X	±0.38	.X	±3°	mm	Hinged Type H=1.45mm
.XX	±0.25	.XX	±2°	A4	SERIES DS1138-17 SERIES
DRAWING TYPE		CUSTOMER		晨翔电子有限公司 CONNELY CONNELY ELECTRONIC CO. LTD	
SCALE		1:1 SHEET 1 OF 1			
DRAWING NO.		C-DS1138-17-XXXXXXX-B			

1 2 3 4 5 6 7 8