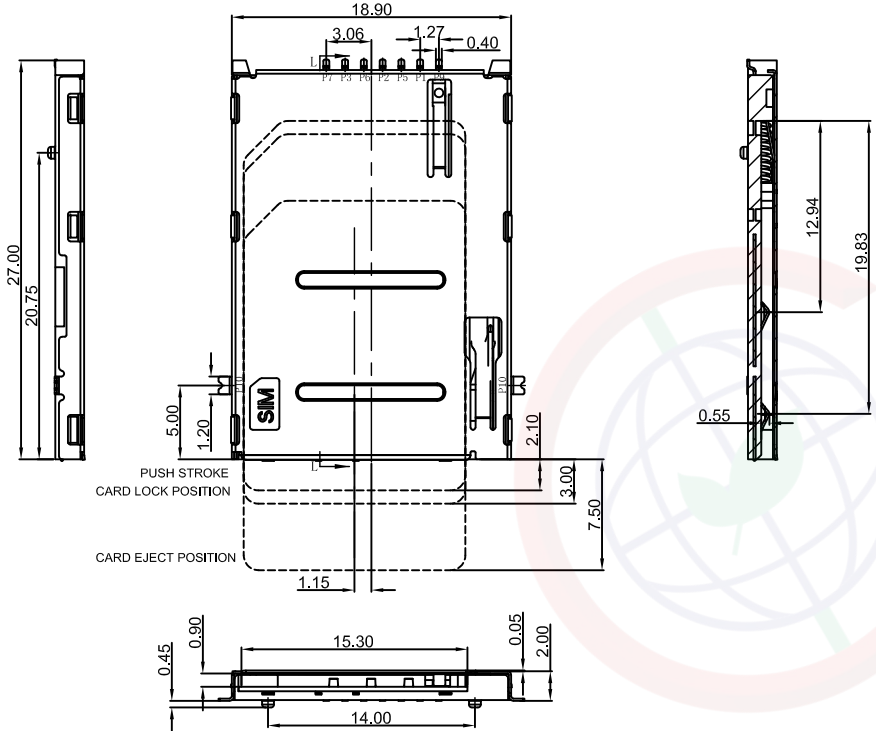


The information provided herein is from CONNELY Electronic Co., Ltd. and is confidential. Any disclosure to a party other than the recipient is prohibited. The intellectual properties and its rights contained herein, including but not limited to, trademarks, patents, copyrights, trade secrets, and technical know-how, are owned exclusively by CONNELY or its affiliates. Unauthorized use of this information in any format or manner. CONNELY may enforce its intellectual property rights at its own discretion; failures or delays to exercise such rights does not constitute a waiver of such rights.

1 2 3 4 5 6 7 8

Dept	
Qty	
DC	1
ED	1
IE	1
ISO	1
PD	1
R&D	1
SD	1
QA	1
QC	1
QF	1

REV.	DESCRIPTION	DRAWN	CHECKED	APPROVED
A	NEW RELEASE	JLZ 10/07/14'		
C	DRAWING UPDATE	JLZ 01/15/18'		
D	DRAWING UPDATE	JLZ 11/14/22'		
F	DRAWING UPDATE	JLZ 12/20/23'		



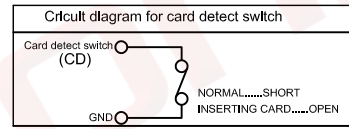
Notes:

- Material:
 - Housing: High Temperature, UL 94V-0 Color of Black.
 - Contacts: Copper Alloy.
 - Shell: Stainless Steel.
- Finish:
 - Contact Area: Gold Over Nickel.
 - Solder Area: Tin.
- Specifications:
 - Operating Temperature: $-40^{\circ}\text{C} \sim +85^{\circ}\text{C}$
 - Insulating Resistance: $100\text{M}\Omega$ Min.
 - Contact Resistance: $100\text{m}\Omega$ Max.
 - Withstanding Voltage: 500V AC 1min.
 - Current Rating: 0.5A.
- Product Number Code:

DS1138-04 - XX X X X X X X

- Packing Type
R: Tape On Reel
- Shell Materials
S: Stainless
- Housing color
B: Black
- Contact Plating
0: Selective gold flash
4: Selective 3u" gold
- Mounting type
S: SMT type
- Connector type
S: Socket
- No. of contacts
06:6pin

Pin/no	Assignment
P1	VCC
P2	RST
P3	CLK
P5	GND
P6	VPP
P7	I/O
P9	Detect Switch
P10	GND



(Series Image-Reference Only)

GENERAL TOLERANCE		ANGLE TOLERANCE		PROJECTION		TITLE	Push Push Type SIM Card 6P
X.	±0.60	X.	±5°	UNITS	mm	SMT Type W/Post H=2.0mm	
.X	±0.38	.X	±3°	SHEET SIZE	A4	SERIES	DS1138-04 SERIES
.XX	±0.25	.XX	±2°	晨翔电子有限公司 CONNELY CONNELY ELECTRONIC CO. LTD			
DRAWING TYPE		CUSTOMER					
SCALE	1:1	SHEET	1 OF 2				
DRAWING NO.		C-DS1138-04-XXXXX-F					

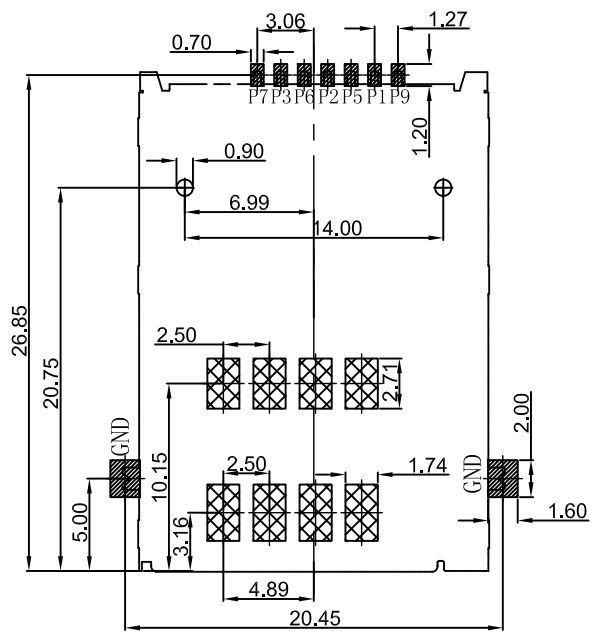
1 2 3 4 5 6 7 8

A
B
C
D
E
F
G
H

1 2 3 4 5 6 7 8

Dept	
Qty	
DC	1
ED	1
IE	1
ISO	1
PD	1
R&D	1
SD	1
QA	1
QC	1
QF	1

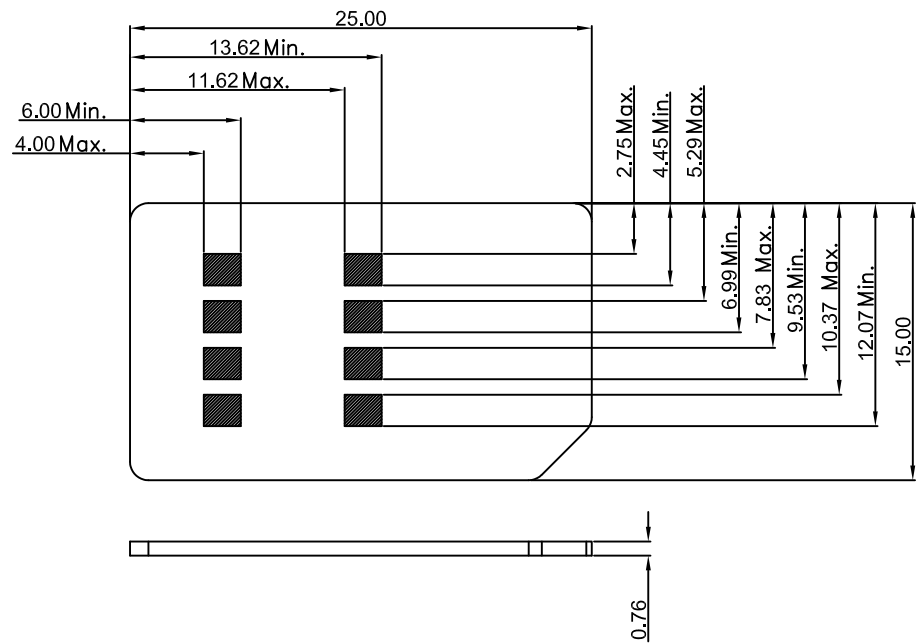
REV.	DESCRIPTION	DRAWN	CHECKED	APPROVED
A	NEW RELEASE	JLZ 10/07/14'		
C	DRAWING UPDATE	JLZ 01/15/18'		
D	DRAWING UPDATE	JLZ 11/14/22'		
F	DRAWING UPDATE	JLZ 12/20/23'		



Recommended PCB layout

Tolerance: ±0.05

- SMT SOLDER AREA
- COPPER RESTRICTED AREA
 1. TOUCH AREA OF CONTACT
 2. NO FIRST PCB_LAYOUT
 3. TIPS NO ELECTRICAL FUNCTION
 4. NO ELECTRICAL CIRCUITS IN THE AREA



GENERAL TOLERANCE		ANGLE TOLERANCE		PROJECTION		TITLE	Push Push Type SIM Card 6P
X.	±0.60	X.	±5°	UNITS	mm		SMT Type W/Post H=2.0mm
.X	±0.38	.X	±3°	SHEET SIZE	A4	SERIES	DS1138-04 SERIES
.XX	±0.25	.XX	±2°	晨翔电子有限公司 CONNLY CONNLY ELECTRONIC CO. LTD			
DRAWING TYPE		CUSTOMER					
SCALE	1:1	SHEET	2 OF 2				
DRAWING NO.		C-DS1138-04-XXXXX-F					

1 2 3 4 5 6 7 8