
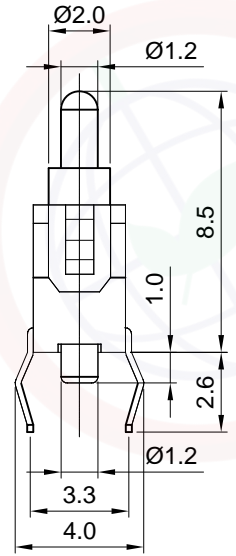
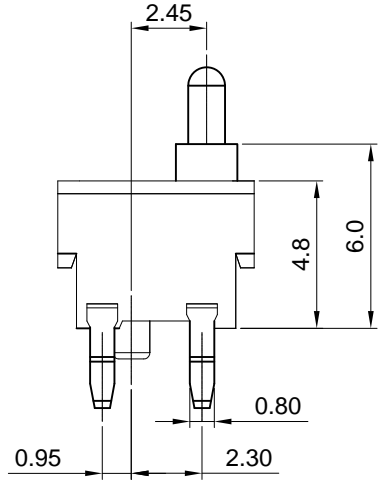
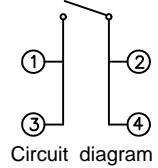
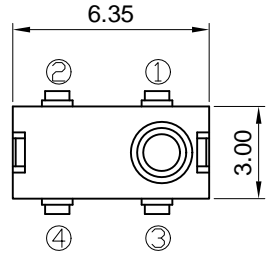
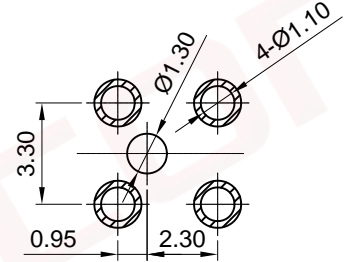


Dept	
Qty	
DC	1
ED	1
IE	1
ISO	1
PD	1
R&D	1
SD	1
QA	1
QC	1
QE	1



(Series Image-Reference Only)



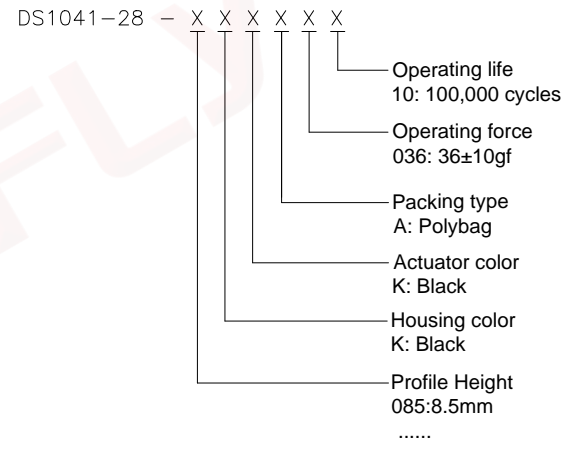
Recommend PCB layout
Tolerance±0.05

REV.	DESCRIPTION	DRAWN	CHECKED	APPROVED
A	NEW RELEASE	JLZ 03/22/22'		

NOTES:

- Specifications
 - Contact Rating: 0.1-1mA at 5Vdc
 - Insulation Resistance:100MΩ min.
 - Contact Resistance:1000mΩ max.
 - Dielectric Withstanding Voltage: 100V AC(rms) for 1 minute.
 - Operating Life:100,000 cycles
 - Travel:0.6±0.3mm
 - Operation Temperature Range: -10°C to +60°C
 - Wave Soldering: Recommended Solder Temperature At 500°f(260°C)max. 5 Seconds
 - Hand Soldering: Use Soldering Iron Of 30 Watts,Controlled At 608°f(320°C)Approximately 2 Seconds.

2. Product number code:



GENERAL TOLERANCE		ANGLE TOLERANCE		PROJECTION		TITLE	
X.	±0.60	X.	±5°	UNITS	mm	6.35*3.0*8.5mm Detector Switch	
.X	±0.38	.X	±3°	SHEET SIZE	A4	SERIES	DS1041-28 SERIES
.XX	±0.25	.XX	±2°	晨翔电子有限公司 CONNFLY ELECTRONIC CO. LTD			
DRAWING TYPE		CUSTOMER					
SCALE	1:1	SHEET	1 OF 1				
DRAWING NO.		C-DS1041-28-XXXXXX-A					

The information provided herein is from CONNFLY Electronic Co., Ltd. and is confidential. Any disclosure to a party other than the recipient is prohibited. The intellectual properties and its rights contained herein, including but not limited to, trademarks, patents, copyrights, trade secrets, and technical know-how, are owned exclusively by CONNFLY or its affiliates. Unauthorized use or reproduction of any part of this document without the prior written permission of CONNFLY is strictly prohibited. CONNFLY may enforce its intellectual property rights at its own discretion, failures or delays to exercise such rights does not constitute a waiver of such rights.