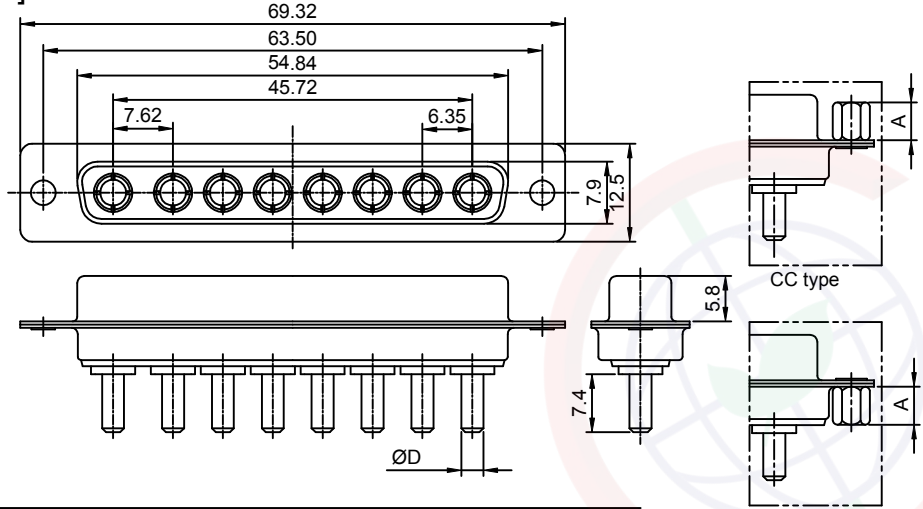

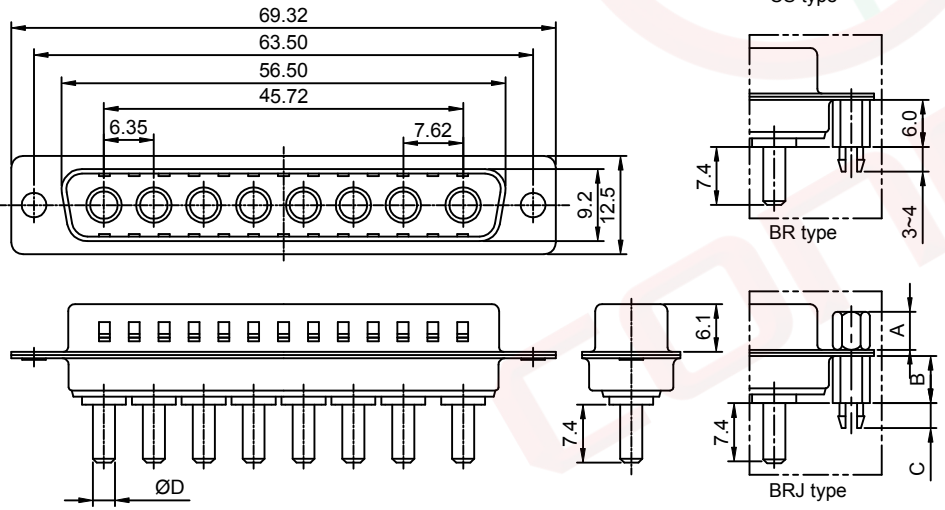


The information provided herein is from CONNELY Electronic Co., Ltd. and is confidential. Any disclosure to a party other than the recipient is prohibited. The intellectual properties and its rights contained herein, including but not limited to, trademarks, patents, copyrights, trade secrets, and technical know-how, are owned exclusively by CONNELY or its affiliates. Unauthorized use, reproduction, copying, or distribution of this information is strictly prohibited. CONNELY reserves the right to make changes to the product specifications and drawings without prior notice. CONNELY may enforce its intellectual property rights at its own discretion, failures of which does not constitute a waiver of such rights.

[Female]



[Male]



(Series Image-Reference Only)

| REV. | DESCRIPTION | DRAWN | CHECKED | APPROVED |
|------|----------------|---------------|---------|---------------|
| A | NEW RELEASE | LJC 01/17/09' | | LJC 01/17/09' |
| B | DRAWING UPDATE | JLZ 09/08/20' | | |
| | | | | |

Notes:

- Electrical characteristics:
 - Contact resistance: 20mΩ Max. Initial.
 - Dielectric withstanding voltage: 500V AC(rms)for 1 minute.
 - Insulation resistance: 1000MΩ Min.
 - Current rating: 10~40A
 - Voltage rating: 300V
- Environment characteristics:
 - Temperature range: -40° C ~ +105° C.
- Mechanical characteristics:
 - Durability: 500 cycles.
 - Contact retention force: 1Kgf Minimum.
- Materials:
 - Shell: SPCC.
 - Contact: Copper alloy.
 - Insulator: Thermoplastic UL 94V-0,Glass fiber filled.
- Part number code:

DS1034-21- X X X X X X X

- Current rating
1: 10A 2: 20A
3: 30A 4: 40A
- Screw Dim. A
S: Standard(W/O nut)
4: 4.80 5: 5.80
- Screw type
S: Standard(W/O nut)
1: CC type 2: CS type 3: BR type
4: BRJ type Dim. B:6.00 C: 3~4mm
- Contact plating
8: Full gold flash
- Shell plating
N: Fornt shell nickel,Back shell tin
- Housing color
B: Black
- Connector type
M: Male
F: Female

| GENERAL TOLERANCE | | ANGLE TOLERANCE | |
|-------------------|----------------------|-----------------|--------|
| X. | ±0.60 | X. | ±5° |
| .X | ±0.38 | .X | ±3° |
| .XX | ±0.25 | .XX | ±2° |
| DRAWING TYPE | | CUSTOMER | |
| SCALE | 1:1 | SHEET | 1 OF 2 |
| DRAWING NO. | C-DS1034-21-XXXXXX-B | | |

| PROJECTION | TITLE | MACHINE PIN D-SUB 8P | |
|------------|-------|----------------------|------------------|
| | | V/T TYPE | |
| UNITS | mm | SERIES | DS1034-21 SERIES |
| SHEET SIZE | A4 | | |



