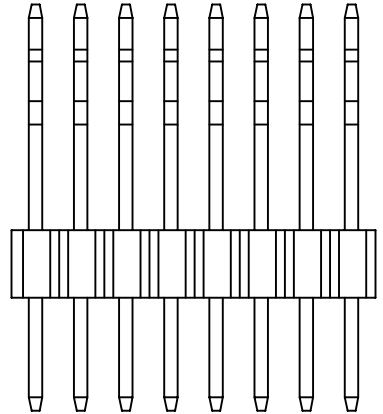


The information provided herein is from CONNELY Electronic Co., Ltd. and is confidential. Any disclosure to a party other than the recipient is prohibited. The intellectual properties and its rights contained herein, including but not limited to, trademarks, patents, copyrights, trade secrets, and technical know-how, are owned exclusively by CONNELY or its affiliates. Unauthorized use of this information in any format or manner. CONNELY may enforce its intellectual property rights at its own discretion; failures or delays to exercise such rights does not constitute a waiver of such rights.

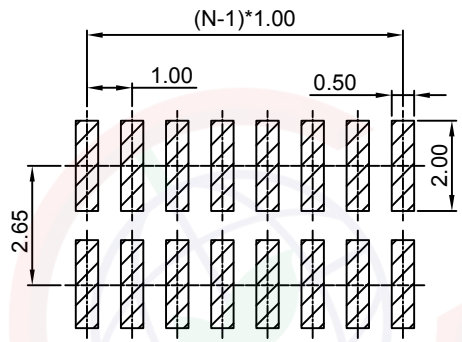
1 2 3 4 5 6 7 8

Dept	Qty
DC	1
ED	1
IE	1
ISO	1
PD	1
R&D	1
SD	1
QA	1
QC	1
QE	1

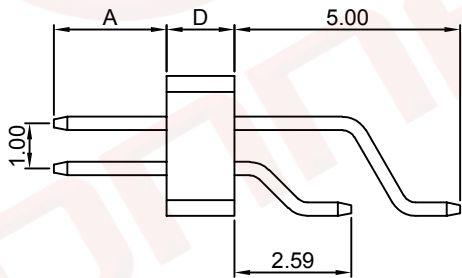
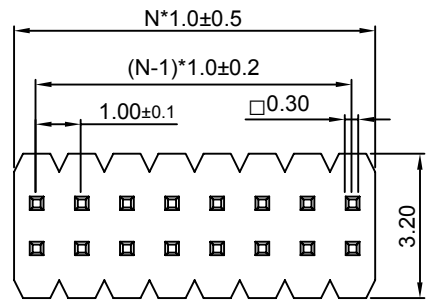
REV.	DESCRIPTION	DRAWN	CHECKED	APPROVED
A	NEW RELEASE	YCH 02/12/14'		LJC 02/12/14
B	DRAWING UPDATE	JLZ 08/19/20'		
C	DRAWING UPDATE	JLZ 05/20/24'		



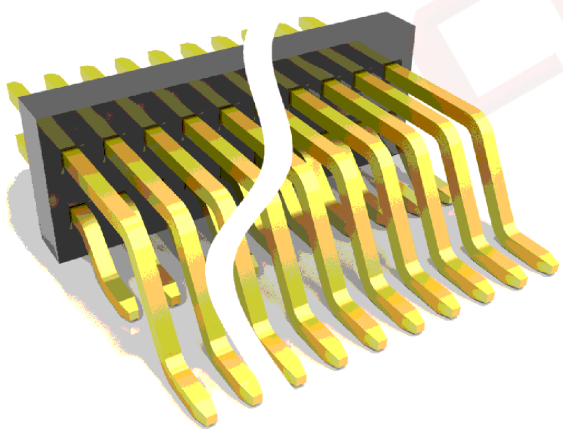
N=No.of contacts/2



Recommend PCB layout(Tolerance:±0.05)



Type	DIM A
1	1.9



(Series Image-Reference Only)

Notes:

Specifications:

- Contact Resistance: 30mΩ Max.
- Insulation Resistance: 1000MΩ Min.
- Dielectric Withstanding Voltage: 300V AC(rms) For 1 Minute.
- Current Rating:0.75A.
- Temperature: -40°C~+105°C.

Materials:

- Contact Material: Copper Alloy.
- Contact Plating: Gold Plating Over Nickel.
- Insulator Material: High temp,Black,UL94-V0.

Product Number Code:

DS1031-16 - X X X X X X X X - X

- Plating level
3A: Level 3A
- Post support
X:W/O Post
- Packing type
T:Tray
R:Tape on reel(W/ Mylar)
- DIM.A type
1: Type 1
or A**
- Mounting type
S:SMT type
- Housing Dim(DIM.D)
2: H=1.50mm
- Housing color
B:Black
- Contact plating
8: Full gold flash
- Connector type
P:Plug
- No.of contacts
2x2-2x50

GENERAL TOLERANCE	ANGLE TOLERANCE	PROJECTION		TITLE	1.00mm Pin Header Horizontal SMT Type
X. ±0.60	X. ±5°	UNITS	mm	SHEET SIZE	A4
.X ±0.38	.X ±3°			SERIES	DS1031-16 SERIES
.XX ±0.25	.XX ±2°				

DRAWING TYPE	CUSTOMER		
SCALE	1:1	SHEET	1 OF 1
DRAWING NO.	C-DS1031-16-XXXXXXXX-X-C		

晨翔电子有限公司

CONNFLY CONNELY ELECTRONIC CO. LTD

1 2 3 4 5 6 7 8