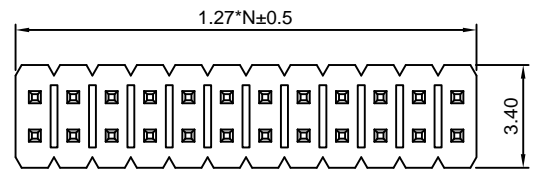
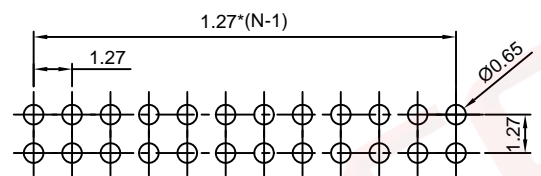
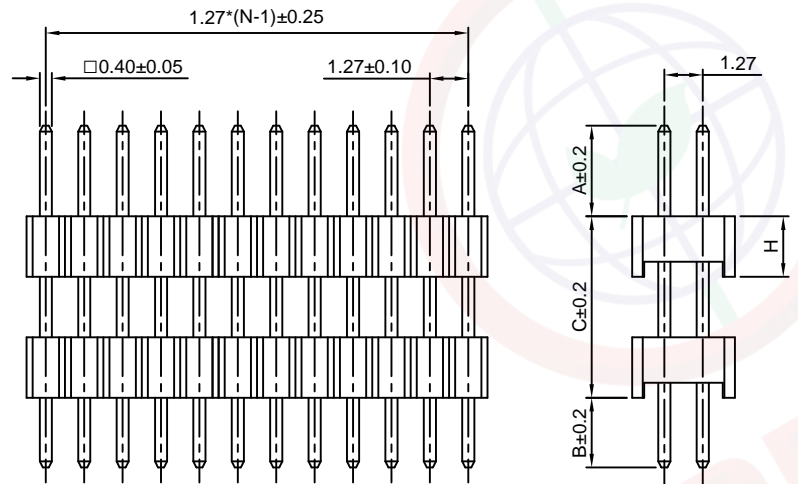


Dept	
Qty	
DC	1
ED	1
IE	1
ISO	1
PD	1
R&D	1
SD	1
QA	1
QC	1
QE	1

The information provided herein is from CONNELY Electronic Co., Ltd. and is confidential. Any disclosure to a party other than the recipient is prohibited. The intellectual properties and its rights contained herein, including but not limited to, trademarks, patents, copyrights, trade secrets, and technical know-how, are owned exclusively by CONNELY or its affiliates. Unauthorized use or reproduction of any part of this document is strictly prohibited. CONNELY may enforce its intellectual property rights at its own discretion, failures or delays to exercise such rights does not constitute a waiver of such rights.



N=No.of contacts/2



Recommend PCB layout(Tolerance:±0.05)



(Series Image-Reference Only)

TYPE	DIM A	DIM B	DIM C
1	3.00	2.30	6.00
2	4.00	3.00	15.00

REV.	DESCRIPTION	DRAWN	CHECKED	APPROVED
A	NEW RELEASE	LJH 06/22/05'		LJC 06/22/05'
B	DRAWING UPDATE	JLZ 08/26/16'	HZW 08/26/16'	LJC 08/26/16'
C	DRAWING UPDATE	JLZ 09/04/19'		

Notes:

Specifications:

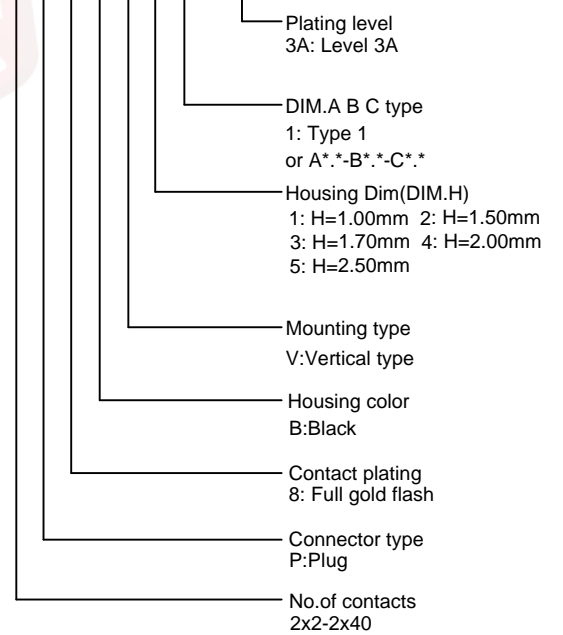
- Contact Resistance: 20mΩ Max.
- Insulation Resistance: 1000MΩ Min.
- Dielectric Withstanding Voltage: 300V AC(rms) For 1 Minute.
- Current Rating:1A.
- Temperature: -40°C~+105°C.

Materials:

- Contact Material: Copper Alloy.
- Contact Plating: Gold Plating Over Nickel.
- Insulator Material: High temp,Black,UL94-V0.

Product Number Code:

DS1031-11 - X X X X X X X - X



GENERAL TOLERANCE		ANGLE TOLERANCE		PROJECTION		TITLE	1.27mm Pin Header Double Row Stack V/T Type					
X.	±0.60	X.	±5°	UNITS	mm	SERIES	DS1031-11 SERIES					
.X	±0.38	.X	±3°									
.XX	±0.25	.XX	±2°									
DRAWING TYPE		CUSTOMER		晨翔电子有限公司 CONNFLY ELECTRONIC CO. LTD								
SCALE		1:1							SHEET		1 OF 1	
DRAWING NO.		C-DS1031-11-XXXXXX-X-C										