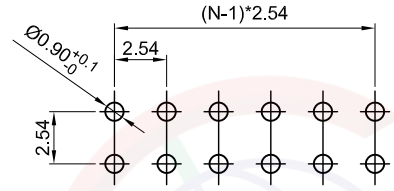
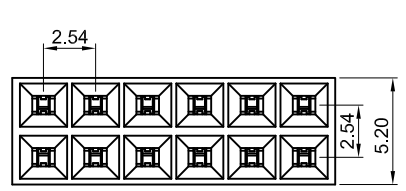


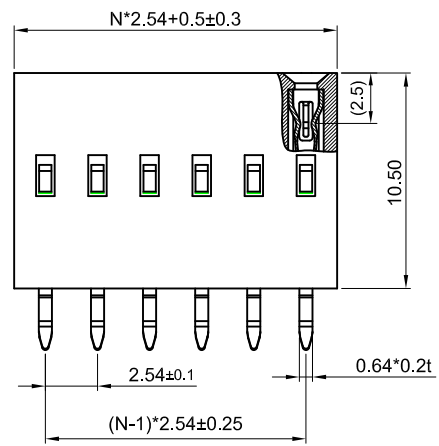
The information provided herein is from CONNELY Electronic Co., Ltd. and is confidential. Any disclosure to a party other than the recipient is prohibited. The intellectual properties and its rights contained herein, including but not limited to, trademarks, patents, copyrights, trade secrets, and technical know-how, are owned exclusively by CONNELY or its affiliates. Unauthorized use of this information in any format or manner. CONNELY may enforce its intellectual property rights at its own discretion; failures or delays to exercise such rights does not constitute a waiver of such rights.

1                      2                      3                      4                      5                      6                      7                      8

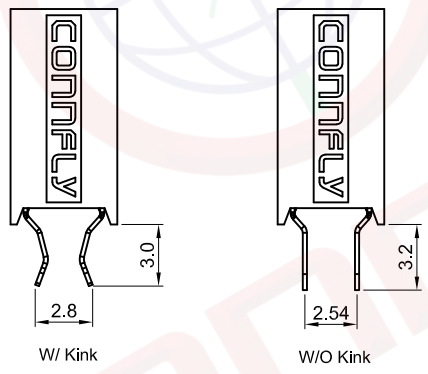
REV.	DESCRIPTION	DRAWN	CHECKED	APPROVED
A	NEW RELEASE	JLZ 05/15/19'		



Recommend PCB layout  
(Tolerance:±0.05)



N=No.of contacts/2




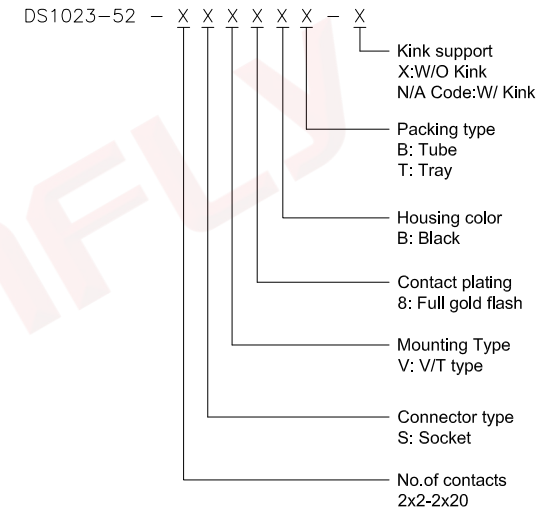
Notes:

- Specifications:
- Contact Resistance: 20mΩ Max.
  - Insulation Resistance: 1000MΩ Min.
  - Dielectric Withstanding Voltage: 600V AC(rms) For 1 Minute.
  - Current Rating:3A.
  - Temperature: -40°C~+105°C.

Materials:

- Contact Material: Copper Alloy.
- Contact Plating: Gold Plating Over Nickel.
- Insulator Material: PBT,Black,UL94-V0.

Product Number Code:




(Series Image-Reference Only)

GENERAL TOLERANCE	ANGLE TOLERANCE
X. ±0.60	X. ±5°
.X ±0.38	.X ±3°
.XX ±0.25	.XX ±2°

PROJECTION		TITLE	2.54mm Female Header V/T
UNITS	mm		H=10.5mm Big Window Type
SHEET SIZE	A4	SERIES	DS1023-52 SERIES

DRAWING TYPE	CUSTOMER		
SCALE	1:1	SHEET	1 OF 1
DRAWING NO.	C-DS1023-52-XXXXXX-X-B		



1                      2                      3                      4                      5                      6                      7                      8